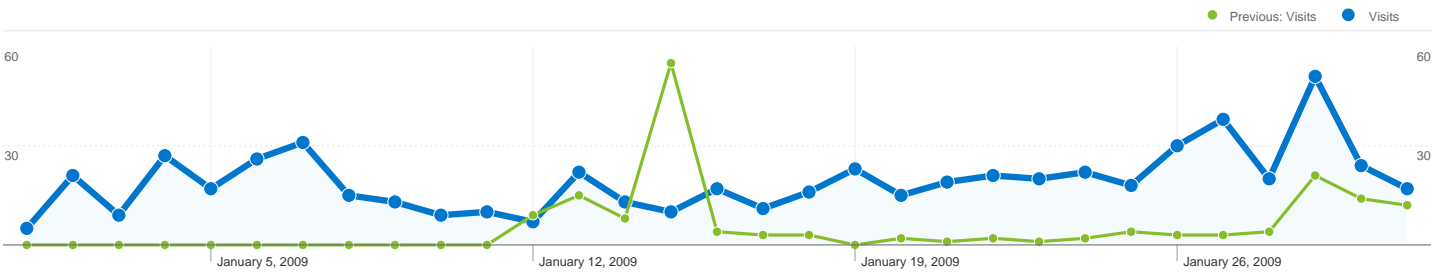


Dashboard



Site Usage

597 Visits

Previous: 166 (259.64%)

44.22% Bounce Rate

Previous: 50.60% (-12.61%)

2,455 Pageviews

Previous: 958 (156.26%)

00:03:46 Avg. Time on Site

Previous: 00:07:28 (-49.51%)

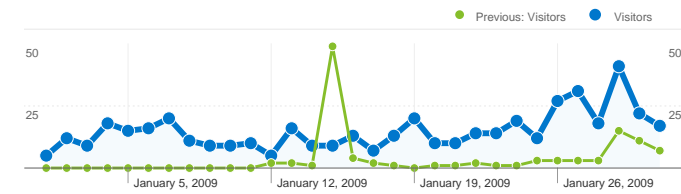
4.11 Pages/Visit

Previous: 5.77 (-28.74%)

59.97% % New Visits

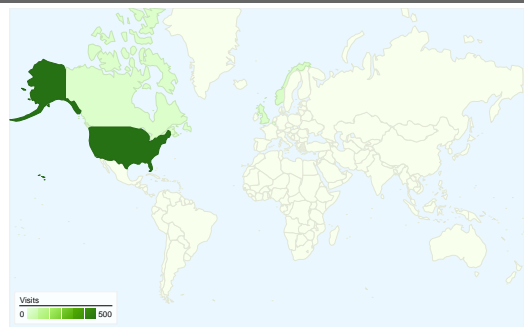
Previous: 53.01% (13.12%)

Visitors Overview

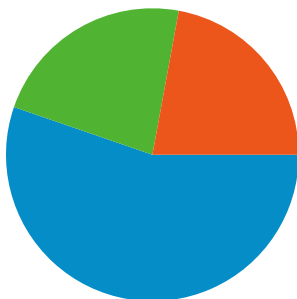


Visitors
368

Map Overlay world



Traffic Sources Overview



- **Search Engines**
330.00 (55.28%)
- **Direct Traffic**
135.00 (22.61%)
- **Referring Sites**
132.00 (22.11%)

Keywords		
Keyword	Visits	% visits
sons of norway		
Jan 1, 2009 - Jan 31, 2009	36	10.91%
Dec 1, 2008 - Dec 31, 2008	0	0.00%
% Change	100.00%	100.00%
vennekretsen		
Jan 1, 2009 - Jan 31, 2009	25	7.58%
Dec 1, 2008 - Dec 31, 2008	8	38.10%
% Change	212.50%	212.50%
an immigrant's voyage to america		
Jan 1, 2009 - Jan 31, 2009	24	7.27%
Dec 1, 2008 - Dec 31, 2008	0	0.00%
% Change	100.00%	100.00%
norwegian traditions		
Jan 1, 2009 - Jan 31, 2009	11	3.33%
Dec 1, 2008 - Dec 31, 2008	0	0.00%
% Change	100.00%	100.00%
vennekretsen lodge		
Jan 1, 2009 - Jan 31, 2009	9	2.73%
Dec 1, 2008 - Dec 31, 2008	0	0.00%
% Change	100.00%	100.00%

Content Overview		
Pages	Pageviews	% Pageviews
/index.html		
Jan 1, 2009 - Jan 31, 2009	379	15.44%
Dec 1, 2008 - Dec 31, 2008	241	25.16%
% Change	57.26%	57.26%
/About/index.html		
Jan 1, 2009 - Jan 31, 2009	109	4.44%
Dec 1, 2008 - Dec 31, 2008	0	0.00%
% Change	100.00%	100.00%
/Events/index.html		
Jan 1, 2009 - Jan 31, 2009	108	4.40%
Dec 1, 2008 - Dec 31, 2008	55	5.74%
% Change	96.36%	96.36%
/Events/2009/Concert-KnutErikJensen.html		
Jan 1, 2009 - Jan 31, 2009	74	3.01%
Dec 1, 2008 - Dec 31, 2008	0	0.00%
% Change	100.00%	100.00%
/Genealogy/index.html		
Jan 1, 2009 - Jan 31, 2009	73	2.97%
Dec 1, 2008 - Dec 31, 2008	26	2.71%
% Change	180.77%	180.77%

Search Engines		
Source	Visits	% visits
google		
Jan 1, 2009 - Jan 31, 2009	307	93.03%
Dec 1, 2008 - Dec 31, 2008	21	100.00%
% Change	1,361.90%	1,361.90%
yahoo		
Jan 1, 2009 - Jan 31, 2009	10	3.03%
Dec 1, 2008 - Dec 31, 2008	0	0.00%
% Change	100.00%	100.00%
aol		
Jan 1, 2009 - Jan 31, 2009	4	1.21%
Dec 1, 2008 - Dec 31, 2008	0	0.00%
% Change	100.00%	100.00%
search		
Jan 1, 2009 - Jan 31, 2009	4	1.21%
Dec 1, 2008 - Dec 31, 2008	0	0.00%
% Change	100.00%	100.00%
kvasir		
Jan 1, 2009 - Jan 31, 2009	2	0.61%
Dec 1, 2008 - Dec 31, 2008	0	0.00%
% Change	100.00%	100.00%

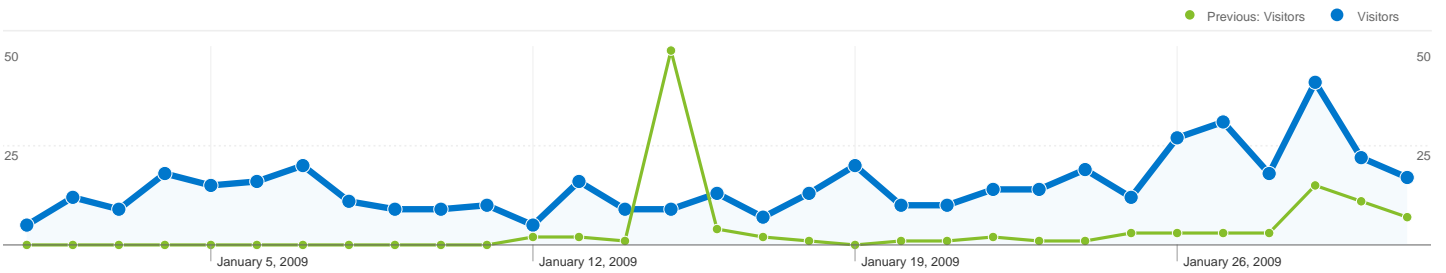
Referring Sites		
Source	Visits	% visits
en.wikipedia.org		
Jan 1, 2009 - Jan 31, 2009	34	25.76%
Dec 1, 2008 - Dec 31, 2008	0	0.00%
% Change	100.00%	100.00%
bl147w.blu147.mail.live.com		
Jan 1, 2009 - Jan 31, 2009	19	14.39%
Dec 1, 2008 - Dec 31, 2008	1	5.00%
% Change	1,800.00%	1,800.00%
webmail.att.net		
Jan 1, 2009 - Jan 31, 2009	16	12.12%
Dec 1, 2008 - Dec 31, 2008	2	10.00%
% Change	700.00%	700.00%
webmail.aol.com		
Jan 1, 2009 - Jan 31, 2009	9	6.82%
Dec 1, 2008 - Dec 31, 2008	3	15.00%
% Change	200.00%	200.00%
mlogin.linksynergy.com		
Jan 1, 2009 - Jan 31, 2009	6	4.55%
Dec 1, 2008 - Dec 31, 2008	0	0.00%
% Change	100.00%	100.00%

Content Drilldown		
Page	Pageviews	% visits
/About/		
Jan 1, 2009 - Jan 31, 2009	403	16.42%
Dec 1, 2008 - Dec 31, 2008	0	0.00%
% Change	100.00%	100.00%
/index.html		
Jan 1, 2009 - Jan 31, 2009	379	15.44%
Dec 1, 2008 - Dec 31, 2008	241	25.16%
% Change	57.26%	57.26%
/Events/		
Jan 1, 2009 - Jan 31, 2009	349	14.22%
Dec 1, 2008 - Dec 31, 2008	121	12.63%
% Change	188.43%	188.43%
/Genealogy/		
Jan 1, 2009 - Jan 31, 2009	218	8.88%
Dec 1, 2008 - Dec 31, 2008	117	12.21%
% Change	86.32%	86.32%
/Newsstand/		
Jan 1, 2009 - Jan 31, 2009	138	5.62%
Dec 1, 2008 - Dec 31, 2008	4	0.42%
% Change	3,350.00%	3,350.00%

Visitors Overview

Jan 1, 2009 - Jan 31, 2009

Comparing to: Dec 1, 2008 - Dec 31, 2008




368 people visited this site

 **597 Visits**

Previous: 166 (259.64%)

 **368 Absolute Unique Visitors**

Previous: 88 (318.18%)

 **2,455 Pageviews**

Previous: 958 (156.26%)

 **4.11 Average Pageviews**


Previous: 5.77 (-28.74%)

 **00:03:46 Time on Site**

Previous: 00:07:28 (-49.51%)

 **44.22% Bounce Rate**

Previous: 50.60% (-12.61%)

 **59.97% New Visits**

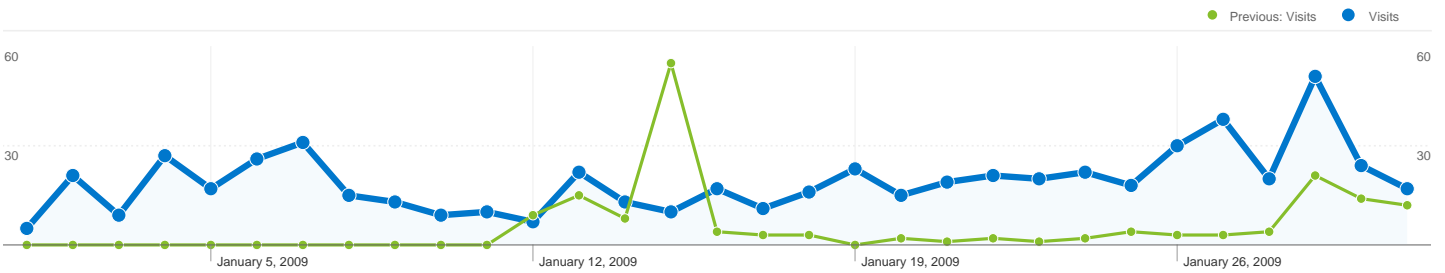
Previous: 53.01% (13.12%)

Technical Profile




Browser	Visits	% visits	Connection Speed	Visits	% visits
Internet Explorer			Unknown		
Jan 1, 2009 - Jan 31, 2009	310	51.93%	Jan 1, 2009 - Jan 31, 2009	243	40.70%
Dec 1, 2008 - Dec 31, 2008	49	29.52%	Dec 1, 2008 - Dec 31, 2008	93	56.02%
% Change	532.65%	532.65%	% Change	161.29%	161.29%
Firefox			Cable		
Jan 1, 2009 - Jan 31, 2009	222	37.19%	Jan 1, 2009 - Jan 31, 2009	169	28.31%
Dec 1, 2008 - Dec 31, 2008	75	45.18%	Dec 1, 2008 - Dec 31, 2008	25	15.06%
% Change	196.00%	196.00%	% Change	576.00%	576.00%

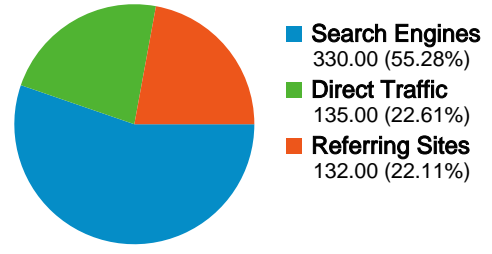
Safari		
Jan 1, 2009 - Jan 31, 2009	32	5.36%
Dec 1, 2008 - Dec 31, 2008	8	4.82%
% Change	300.00%	300.00%
Chrome		
Jan 1, 2009 - Jan 31, 2009	25	4.19%
Dec 1, 2008 - Dec 31, 2008	13	7.83%
% Change	92.31%	92.31%
Opera		
Jan 1, 2009 - Jan 31, 2009	6	1.01%
Dec 1, 2008 - Dec 31, 2008	6	3.61%
% Change	0.00%	0.00%

DSL		
Jan 1, 2009 - Jan 31, 2009	113	18.93%
Dec 1, 2008 - Dec 31, 2008	26	15.66%
% Change	334.62%	334.62%
T1		
Jan 1, 2009 - Jan 31, 2009	50	8.38%
Dec 1, 2008 - Dec 31, 2008	19	11.45%
% Change	163.16%	163.16%
Dialup		
Jan 1, 2009 - Jan 31, 2009	15	2.51%
Dec 1, 2008 - Dec 31, 2008	3	1.81%
% Change	400.00%	400.00%



All traffic sources sent a total of 597 visits

-  **22.61% Direct Traffic**
 Previous: 75.30% (-69.97%)
-  **22.11% Referring Sites**
 Previous: 12.05% (83.52%)
-  **55.28% Search Engines**
 Previous: 12.65% (336.95%)



Top Traffic Sources

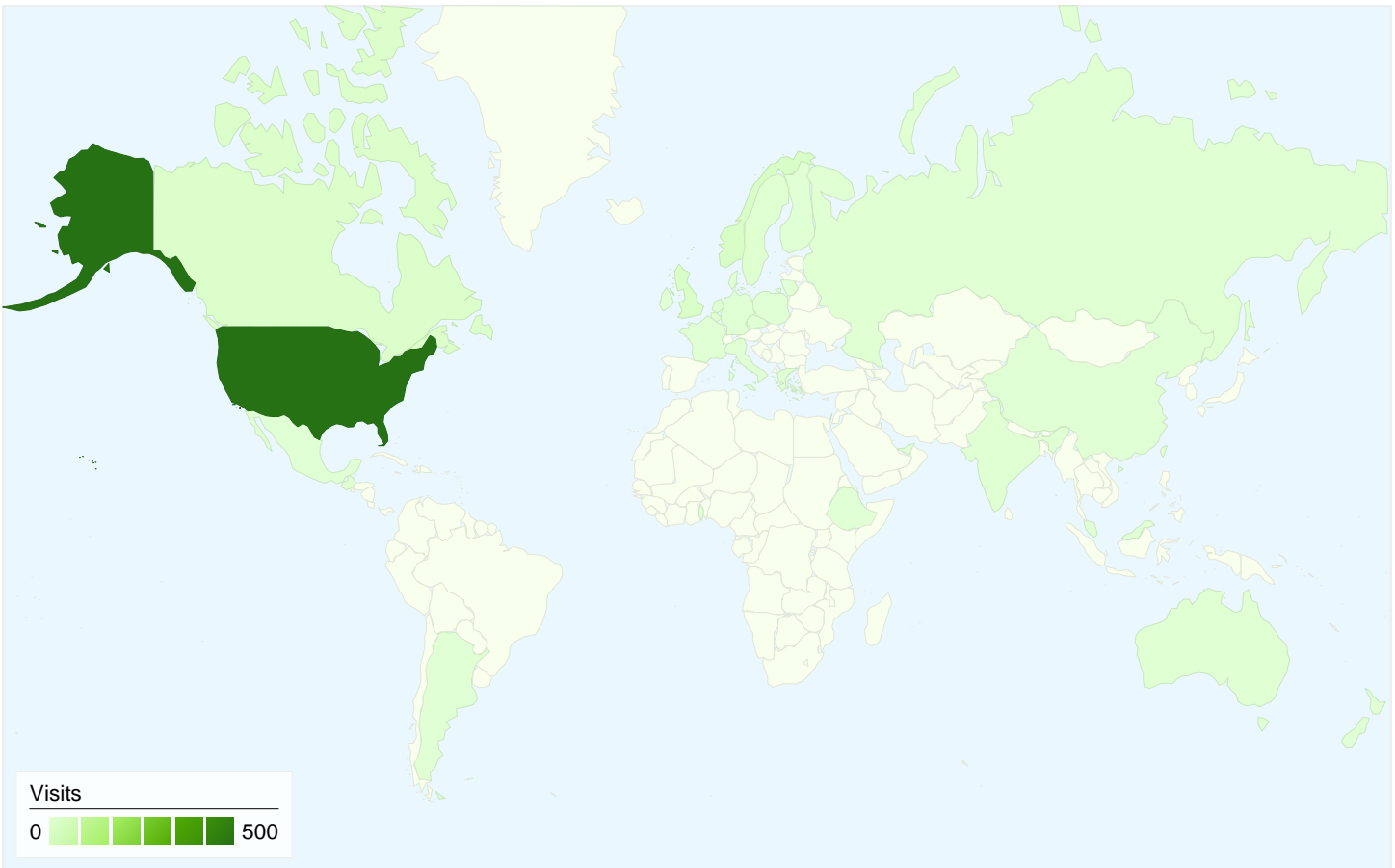
Sources	Visits	% visits
google (organic)		
Jan 1, 2009 - Jan 31, 2009	307	51.42%
Dec 1, 2008 - Dec 31, 2008	21	12.65%
% Change	1,361.90%	1,361.90%
(direct) ((none))		
Jan 1, 2009 - Jan 31, 2009	135	22.61%
Dec 1, 2008 - Dec 31, 2008	125	75.30%
% Change	8.00%	8.00%
en.wikipedia.org (referral)		
Jan 1, 2009 - Jan 31, 2009	34	5.70%
Dec 1, 2008 - Dec 31, 2008	0	0.00%
% Change	100.00%	100.00%
bl147w.blu147.mail.live.com (referral)		
Jan 1, 2009 - Jan 31, 2009	19	3.18%
Dec 1, 2008 - Dec 31, 2008	1	0.60%
% Change	1,800.00%	1,800.00%
webmail.att.net (referral)		

Keywords	Visits	% visits
sons of norway		
Jan 1, 2009 - Jan 31, 2009	36	10.91%
Dec 1, 2008 - Dec 31, 2008	0	0.00%
% Change	100.00%	100.00%
vennekretsen		
Jan 1, 2009 - Jan 31, 2009	25	7.58%
Dec 1, 2008 - Dec 31, 2008	8	38.10%
% Change	212.50%	212.50%
an immigrant's voyage to america		
Jan 1, 2009 - Jan 31, 2009	24	7.27%
Dec 1, 2008 - Dec 31, 2008	0	0.00%
% Change	100.00%	100.00%
norwegian traditions		
Jan 1, 2009 - Jan 31, 2009	11	3.33%
Dec 1, 2008 - Dec 31, 2008	0	0.00%
% Change	100.00%	100.00%
vennekretsen lodge		

Jan 1, 2009 - Jan 31, 2009	16	2.68%
Dec 1, 2008 - Dec 31, 2008	2	1.20%
% Change	700.00%	700.00%

Jan 1, 2009 - Jan 31, 2009	9	2.73%
Dec 1, 2008 - Dec 31, 2008	0	0.00%
% Change	100.00%	100.00%

Map Overlay



597 visits came from 30 countries/territories

Site Usage

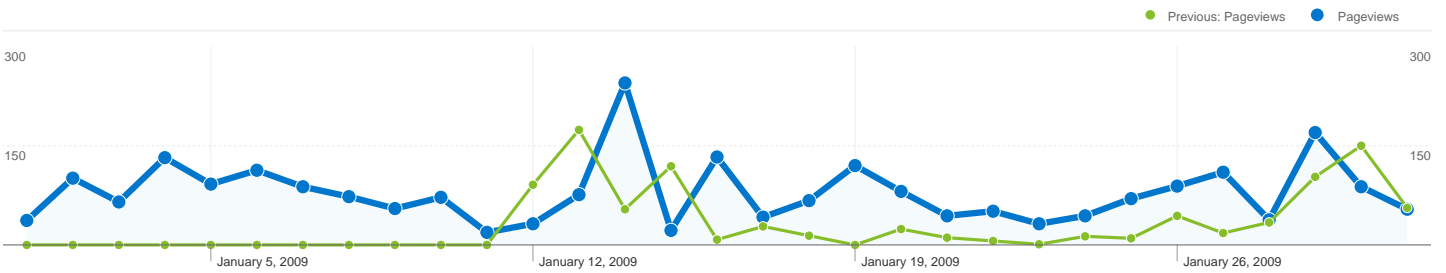
Visits	Pages/Visit	Avg. Time on Site	% New Visits	Bounce Rate	
597 Previous: 166 (259.64%)	4.11 Previous: 5.77 (-28.74%)	00:03:46 Previous: 00:07:28 (-49.51%)	59.97% Previous: 53.01% (13.12%)	44.22% Previous: 50.60% (-12.61%)	
Country/Territory	Visits	Pages/Visit	Avg. Time on Site	% New Visits	Bounce Rate
United States					
January 1, 2009 - January 31, 2009	500	4.37	00:04:11	54.80%	40.40%
December 1, 2008 - December 31, 2008	131	6.96	00:09:21	41.22%	40.46%
% Change	281.68%	-37.17%	-55.31%	32.94%	-0.14%
Norway					
January 1, 2009 - January 31, 2009	22	5.09	00:02:30	86.36%	45.45%
December 1, 2008 - December 31, 2008	3	2.67	00:02:48	66.67%	33.33%
% Change	633.33%	90.91%	-10.54%	29.55%	36.36%
United Kingdom					
January 1, 2009 - January 31, 2009	18	1.72	00:02:10	83.33%	72.22%

December 1, 2008 - December 31, 2008	3	1.00	00:00:00	100.00%	100.00%
% Change	500.00%	72.22%	100.00%	-16.67%	-27.78%
Canada					
January 1, 2009 - January 31, 2009	16	2.00	00:01:19	100.00%	62.50%
December 1, 2008 - December 31, 2008	1	1.00	00:00:00	100.00%	100.00%
% Change	1,500.00%	100.00%	100.00%	0.00%	-37.50%
Belgium					
January 1, 2009 - January 31, 2009	5	5.60	00:00:39	60.00%	20.00%
December 1, 2008 - December 31, 2008	0	0.00	00:00:00	0.00%	0.00%
% Change	100.00%	100.00%	100.00%	100.00%	100.00%
Sweden					
January 1, 2009 - January 31, 2009	5	1.60	00:00:56	80.00%	80.00%
December 1, 2008 - December 31, 2008	1	1.00	00:00:00	100.00%	100.00%
% Change	400.00%	60.00%	100.00%	-20.00%	-20.00%
Guatemala					
January 1, 2009 - January 31, 2009	3	1.00	00:00:00	33.33%	100.00%
December 1, 2008 - December 31, 2008	0	0.00	00:00:00	0.00%	0.00%
% Change	100.00%	100.00%	0.00%	100.00%	100.00%
Netherlands					
January 1, 2009 - January 31, 2009	3	3.00	00:02:52	100.00%	66.67%
December 1, 2008 - December 31, 2008	0	0.00	00:00:00	0.00%	0.00%
% Change	100.00%	100.00%	100.00%	100.00%	100.00%
Russia					
January 1, 2009 - January 31, 2009	2	1.50	00:04:16	50.00%	50.00%
December 1, 2008 - December 31, 2008	0	0.00	00:00:00	0.00%	0.00%
% Change	100.00%	100.00%	100.00%	100.00%	100.00%
Czech Republic					
January 1, 2009 - January 31, 2009	2	1.00	00:00:00	100.00%	100.00%
December 1, 2008 - December 31, 2008	0	0.00	00:00:00	0.00%	0.00%
% Change	100.00%	100.00%	0.00%	100.00%	100.00%
Australia					
January 1, 2009 - January 31, 2009	2	2.00	00:00:32	100.00%	50.00%
December 1, 2008 - December 31, 2008	0	0.00	00:00:00	0.00%	0.00%
% Change	100.00%	100.00%	100.00%	100.00%	100.00%
Denmark					
January 1, 2009 - January 31, 2009	2	1.00	00:00:00	100.00%	100.00%

December 1, 2008 - December 31, 2008	0	0.00	00:00:00	0.00%	0.00%
% Change	100.00%	100.00%	0.00%	100.00%	100.00%
India					
January 1, 2009 - January 31, 2009	2	1.00	00:00:00	100.00%	100.00%
December 1, 2008 - December 31, 2008	0	0.00	00:00:00	0.00%	0.00%
% Change	100.00%	100.00%	0.00%	100.00%	100.00%
Malaysia					
January 1, 2009 - January 31, 2009	1	1.00	00:00:00	100.00%	100.00%
December 1, 2008 - December 31, 2008	0	0.00	00:00:00	0.00%	0.00%
% Change	100.00%	100.00%	0.00%	100.00%	100.00%
Ireland					
January 1, 2009 - January 31, 2009	1	1.00	00:00:00	100.00%	100.00%
December 1, 2008 - December 31, 2008	0	0.00	00:00:00	0.00%	0.00%
% Change	100.00%	100.00%	0.00%	100.00%	100.00%
Lithuania					
January 1, 2009 - January 31, 2009	1	1.00	00:00:00	100.00%	100.00%
December 1, 2008 - December 31, 2008	0	0.00	00:00:00	0.00%	0.00%
% Change	100.00%	100.00%	0.00%	100.00%	100.00%
Italy					
January 1, 2009 - January 31, 2009	1	1.00	00:00:00	100.00%	100.00%
December 1, 2008 - December 31, 2008	1	1.00	00:00:00	100.00%	100.00%
% Change	0.00%	0.00%	0.00%	0.00%	0.00%
Mexico					
January 1, 2009 - January 31, 2009	1	1.00	00:00:00	100.00%	100.00%
December 1, 2008 - December 31, 2008	0	0.00	00:00:00	0.00%	0.00%
% Change	100.00%	100.00%	0.00%	100.00%	100.00%
Poland					
January 1, 2009 - January 31, 2009	1	2.00	00:00:06	100.00%	0.00%
December 1, 2008 - December 31, 2008	0	0.00	00:00:00	0.00%	0.00%
% Change	100.00%	100.00%	100.00%	100.00%	0.00%
Germany					
January 1, 2009 - January 31, 2009	1	2.00	00:00:13	100.00%	0.00%
December 1, 2008 - December 31, 2008	19	1.00	00:00:00	100.00%	100.00%
% Change	-94.74%	100.00%	100.00%	0.00%	-100.00%
Togo					
January 1, 2009 - January 31, 2009	1	6.00	00:06:46	100.00%	0.00%

December 1, 2008 - December 31, 2008	0	0.00	00:00:00	0.00%	0.00%
% Change	100.00%	100.00%	100.00%	100.00%	0.00%
Ethiopia					
January 1, 2009 - January 31, 2009	1	1.00	00:00:00	100.00%	100.00%
December 1, 2008 - December 31, 2008	0	0.00	00:00:00	0.00%	0.00%
% Change	100.00%	100.00%	0.00%	100.00%	100.00%
Finland					
January 1, 2009 - January 31, 2009	1	11.00	00:12:40	100.00%	0.00%
December 1, 2008 - December 31, 2008	0	0.00	00:00:00	0.00%	0.00%
% Change	100.00%	100.00%	100.00%	100.00%	0.00%
United Arab Emirates					
January 1, 2009 - January 31, 2009	1	1.00	00:00:00	100.00%	100.00%
December 1, 2008 - December 31, 2008	0	0.00	00:00:00	0.00%	0.00%
% Change	100.00%	100.00%	0.00%	100.00%	100.00%
Greece					
January 1, 2009 - January 31, 2009	1	1.00	00:00:00	100.00%	100.00%
December 1, 2008 - December 31, 2008	0	0.00	00:00:00	0.00%	0.00%
% Change	100.00%	100.00%	0.00%	100.00%	100.00%
1 - 25 of 30					


Content Overview



Pages on this site were viewed a total of 2,455 times

 **2,455 Pageviews**
 Previous: 958 (156.26%)

 **1,645 Unique Views**
 Previous: 618 (166.18%)

 **44.22% Bounce Rate**
 Previous: 50.60% (-12.61%)

Top Content

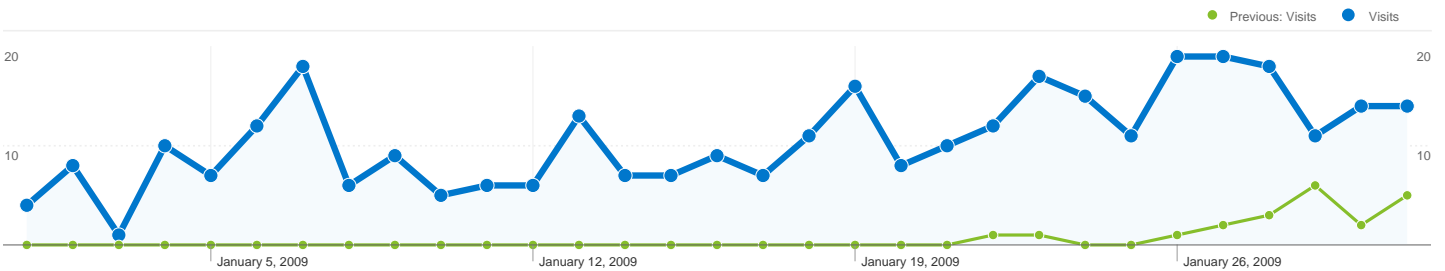
Pages	Pageviews	% Pageviews
/index.html		
Jan 1, 2009 - Jan 31, 2009	379	15.44%
Dec 1, 2008 - Dec 31, 2008	241	25.16%
% Change	57.26%	57.26%
/About/index.html		
Jan 1, 2009 - Jan 31, 2009	109	4.44%
Dec 1, 2008 - Dec 31, 2008	0	0.00%
% Change	100.00%	100.00%
/Events/index.html		
Jan 1, 2009 - Jan 31, 2009	108	4.40%
Dec 1, 2008 - Dec 31, 2008	55	5.74%
% Change	96.36%	96.36%
/Events/2009/Concert-KnutErikJensen.html		
Jan 1, 2009 - Jan 31, 2009	74	3.01%
Dec 1, 2008 - Dec 31, 2008	0	0.00%
% Change	100.00%	100.00%
/Genealogy/index.html		

Jan 1, 2009 - Jan 31, 2009	73	2.97%
Dec 1, 2008 - Dec 31, 2008	26	2.71%
% Change	180.77%	180.77%

Keywords

Jan 1, 2009 - Jan 31, 2009

Comparing to: Dec 1, 2008 - Dec 31, 2008



Search sent 330 total visits via 195 keywords

Site Usage

Visits 330 Previous: 21 (1,471.43%)	Pages/Visit 4.37 Previous: 7.05 (-37.95%)	Avg. Time on Site 00:04:10 Previous: 00:06:20 (-34.21%)	% New Visits 60.61% Previous: 23.81% (154.55%)	Bounce Rate 48.48% Previous: 38.10% (27.27%)	
Keyword	Visits	Pages/Visit	Avg. Time on Site	% New Visits	Bounce Rate
sons of norway					
January 1, 2009 - January 31, 2009	36	4.97	00:07:44	0.00%	22.22%
December 1, 2008 - December 31, 2008	0	0.00	00:00:00	0.00%	0.00%
% Change	100.00%	100.00%	100.00%	0.00%	100.00%
vennekretsen					
January 1, 2009 - January 31, 2009	25	7.96	00:10:03	4.00%	8.00%
December 1, 2008 - December 31, 2008	8	12.38	00:10:49	12.50%	25.00%
% Change	212.50%	-35.68%	-7.16%	-68.00%	-68.00%
an immigrant's voyage to america					
January 1, 2009 - January 31, 2009	24	5.42	00:14:17	0.00%	20.83%
December 1, 2008 - December 31, 2008	0	0.00	00:00:00	0.00%	0.00%
% Change	100.00%	100.00%	100.00%	0.00%	100.00%
norwegian traditions					
January 1, 2009 - January 31, 2009	11	3.27	00:01:02	100.00%	54.55%
December 1, 2008 - December 31, 2008	0	0.00	00:00:00	0.00%	0.00%
% Change	100.00%	100.00%	100.00%	100.00%	100.00%
vennekretsen lodge					
January 1, 2009 - January 31, 2009	9	3.89	00:01:00	0.00%	11.11%
December 1, 2008 - December 31, 2008	0	0.00	00:00:00	0.00%	0.00%
% Change	100.00%	100.00%	100.00%	0.00%	100.00%
sons of norway atlanta					
January 1, 2009 - January 31, 2009	8	34.50	00:11:11	12.50%	0.00%

December 1, 2008 - December 31, 2008	4	4.50	00:04:02	0.00%	50.00%
% Change	100.00%	666.67%	177.61%	100.00%	-100.00%
norway holidays and traditions					
January 1, 2009 - January 31, 2009	7	2.14	00:04:52	14.29%	71.43%
December 1, 2008 - December 31, 2008	0	0.00	00:00:00	0.00%	0.00%
% Change	100.00%	100.00%	100.00%	100.00%	100.00%
norwegian american weekly					
January 1, 2009 - January 31, 2009	6	4.33	00:03:20	100.00%	0.00%
December 1, 2008 - December 31, 2008	0	0.00	00:00:00	0.00%	0.00%
% Change	100.00%	100.00%	100.00%	100.00%	0.00%
vennekretsen atlanta					
January 1, 2009 - January 31, 2009	4	5.75	00:07:14	0.00%	25.00%
December 1, 2008 - December 31, 2008	0	0.00	00:00:00	0.00%	0.00%
% Change	100.00%	100.00%	100.00%	0.00%	100.00%
vennekretsen erik jensen					
January 1, 2009 - January 31, 2009	4	4.00	00:18:10	0.00%	0.00%
December 1, 2008 - December 31, 2008	0	0.00	00:00:00	0.00%	0.00%
% Change	100.00%	100.00%	100.00%	0.00%	0.00%
norway style salmon with dill					
January 1, 2009 - January 31, 2009	3	1.00	00:00:00	33.33%	100.00%
December 1, 2008 - December 31, 2008	0	0.00	00:00:00	0.00%	0.00%
% Change	100.00%	100.00%	0.00%	100.00%	100.00%
sildesalat					
January 1, 2009 - January 31, 2009	3	1.00	00:00:00	100.00%	100.00%
December 1, 2008 - December 31, 2008	1	1.00	00:00:00	100.00%	100.00%
% Change	200.00%	0.00%	0.00%	0.00%	0.00%
annelie carlström					
January 1, 2009 - January 31, 2009	2	1.00	00:00:00	50.00%	100.00%
December 1, 2008 - December 31, 2008	0	0.00	00:00:00	0.00%	0.00%
% Change	100.00%	100.00%	0.00%	100.00%	100.00%
captain w r d irvine					
January 1, 2009 - January 31, 2009	2	1.50	00:06:06	100.00%	50.00%
December 1, 2008 - December 31, 2008	0	0.00	00:00:00	0.00%	0.00%
% Change	100.00%	100.00%	100.00%	100.00%	100.00%
genealogy					
January 1, 2009 - January 31, 2009	2	7.00	00:00:17	0.00%	0.00%

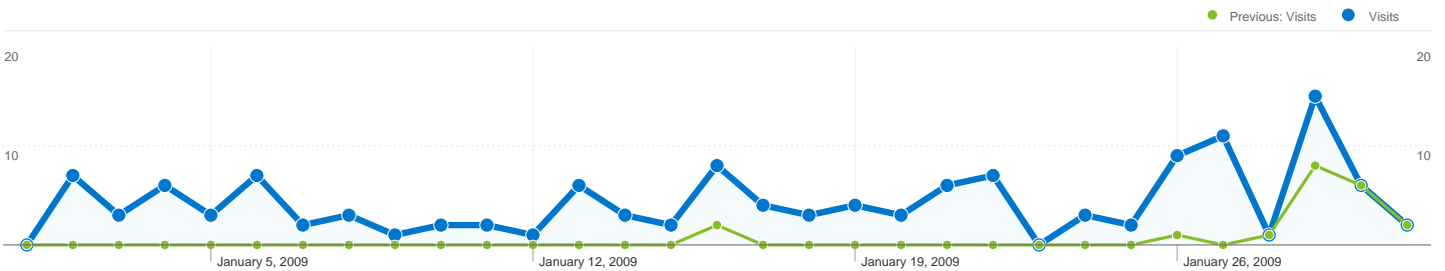
December 1, 2008 - December 31, 2008	0	0.00	00:00:00	0.00%	0.00%
% Change	100.00%	100.00%	100.00%	0.00%	0.00%
gjonvik norway					
January 1, 2009 - January 31, 2009	2	2.00	00:00:47	50.00%	50.00%
December 1, 2008 - December 31, 2008	0	0.00	00:00:00	0.00%	0.00%
% Change	100.00%	100.00%	100.00%	100.00%	100.00%
in cod we trust: living the norwegian dream					
January 1, 2009 - January 31, 2009	2	1.00	00:00:00	100.00%	100.00%
December 1, 2008 - December 31, 2008	0	0.00	00:00:00	0.00%	0.00%
% Change	100.00%	100.00%	0.00%	100.00%	100.00%
norwegian census records					
January 1, 2009 - January 31, 2009	2	4.00	00:01:44	100.00%	50.00%
December 1, 2008 - December 31, 2008	0	0.00	00:00:00	0.00%	0.00%
% Change	100.00%	100.00%	100.00%	100.00%	100.00%
sons of norway in atlanta					
January 1, 2009 - January 31, 2009	2	2.50	00:01:33	0.00%	0.00%
December 1, 2008 - December 31, 2008	0	0.00	00:00:00	0.00%	0.00%
% Change	100.00%	100.00%	100.00%	0.00%	0.00%
sons of norway michigan					
January 1, 2009 - January 31, 2009	2	1.00	00:00:00	50.00%	100.00%
December 1, 2008 - December 31, 2008	0	0.00	00:00:00	0.00%	0.00%
% Change	100.00%	100.00%	0.00%	100.00%	100.00%
sons of norway, atlanta					
January 1, 2009 - January 31, 2009	2	18.00	00:05:47	100.00%	0.00%
December 1, 2008 - December 31, 2008	0	0.00	00:00:00	0.00%	0.00%
% Change	100.00%	100.00%	100.00%	100.00%	0.00%
sons of norway, north dakota districts					
January 1, 2009 - January 31, 2009	2	1.50	00:00:04	50.00%	50.00%
December 1, 2008 - December 31, 2008	0	0.00	00:00:00	0.00%	0.00%
% Change	100.00%	100.00%	100.00%	100.00%	100.00%
sons of norway, washington lodge 428					
January 1, 2009 - January 31, 2009	2	4.00	00:00:27	0.00%	0.00%
December 1, 2008 - December 31, 2008	0	0.00	00:00:00	0.00%	0.00%
% Change	100.00%	100.00%	100.00%	0.00%	0.00%
valentines day in norway					
January 1, 2009 - January 31, 2009	2	2.00	00:01:27	100.00%	50.00%

December 1, 2008 - December 31, 2008	0	0.00	00:00:00	0.00%	0.00%
% Change	100.00%	100.00%	100.00%	100.00%	100.00%
vennekretsen.com					
January 1, 2009 - January 31, 2009	2	9.50	00:19:54	50.00%	0.00%
December 1, 2008 - December 31, 2008	0	0.00	00:00:00	0.00%	0.00%
% Change	100.00%	100.00%	100.00%	100.00%	0.00%
					1 - 25 of 195

Referring Sites

Jan 1, 2009 - Jan 31, 2009

Comparing to: Dec 1, 2008 - Dec 31, 2008



Referring sites sent 132 visits via 41 sources

Site Usage

Source	Visits	Pages/Visit	Avg. Time on Site	% New Visits	Bounce Rate
en.wikipedia.org					
January 1, 2009 - January 31, 2009	34	2.18	00:01:48	73.53%	61.76%
December 1, 2008 - December 31, 2008	0	0.00	00:00:00	0.00%	0.00%
% Change	100.00%	100.00%	100.00%	100.00%	100.00%
bl147w.blu147.mail.live.com					
January 1, 2009 - January 31, 2009	19	3.47	00:02:36	0.00%	31.58%
December 1, 2008 - December 31, 2008	1	1.00	00:00:00	100.00%	100.00%
% Change	1,800.00%	247.37%	100.00%	-100.00%	-68.42%
webmail.att.net					
January 1, 2009 - January 31, 2009	16	4.38	00:04:36	18.75%	25.00%
December 1, 2008 - December 31, 2008	2	5.00	00:00:58	100.00%	50.00%
% Change	700.00%	-12.50%	376.08%	-81.25%	-50.00%
webmail.aol.com					
January 1, 2009 - January 31, 2009	9	3.11	00:01:16	66.67%	33.33%
December 1, 2008 - December 31, 2008	3	2.67	00:02:17	100.00%	66.67%
% Change	200.00%	16.67%	-44.42%	-33.33%	-50.00%
mlogin.linksynergy.com					
January 1, 2009 - January 31, 2009	6	1.33	00:00:03	100.00%	66.67%
December 1, 2008 - December 31, 2008	0	0.00	00:00:00	0.00%	0.00%
% Change	100.00%	100.00%	100.00%	100.00%	100.00%
sofn.com					
January 1, 2009 - January 31, 2009	5	2.00	00:01:44	100.00%	40.00%

December 1, 2008 - December 31, 2008	1	42.00	00:03:48	0.00%	0.00%
% Change	400.00%	-95.24%	-54.56%	100.00%	100.00%
djwinsness.com					
January 1, 2009 - January 31, 2009	4	4.50	00:06:57	0.00%	0.00%
December 1, 2008 - December 31, 2008	0	0.00	00:00:00	0.00%	0.00%
% Change	100.00%	100.00%	100.00%	0.00%	0.00%
w3csites.com					
January 1, 2009 - January 31, 2009	4	1.25	00:00:03	100.00%	75.00%
December 1, 2008 - December 31, 2008	0	0.00	00:00:00	0.00%	0.00%
% Change	100.00%	100.00%	100.00%	100.00%	100.00%
us.mc315.mail.yahoo.com					
January 1, 2009 - January 31, 2009	3	4.00	00:01:49	33.33%	33.33%
December 1, 2008 - December 31, 2008	0	0.00	00:00:00	0.00%	0.00%
% Change	100.00%	100.00%	100.00%	100.00%	100.00%
us.mg2.mail.yahoo.com					
January 1, 2009 - January 31, 2009	3	8.00	00:04:26	66.67%	66.67%
December 1, 2008 - December 31, 2008	0	0.00	00:00:00	0.00%	0.00%
% Change	100.00%	100.00%	100.00%	100.00%	100.00%
by130w.bay130.mail.live.com					
January 1, 2009 - January 31, 2009	2	12.00	00:05:34	50.00%	0.00%
December 1, 2008 - December 31, 2008	0	0.00	00:00:00	0.00%	0.00%
% Change	100.00%	100.00%	100.00%	100.00%	0.00%
cyndislist.com					
January 1, 2009 - January 31, 2009	2	2.50	00:01:40	100.00%	50.00%
December 1, 2008 - December 31, 2008	6	5.33	00:03:29	100.00%	50.00%
% Change	-66.67%	-53.12%	-52.19%	0.00%	0.00%
sz0143.wc.mail.comcast.net					
January 1, 2009 - January 31, 2009	2	20.50	00:07:44	100.00%	50.00%
December 1, 2008 - December 31, 2008	0	0.00	00:00:00	0.00%	0.00%
% Change	100.00%	100.00%	100.00%	100.00%	100.00%
209.85.129.132					
January 1, 2009 - January 31, 2009	1	14.00	00:09:39	100.00%	0.00%
December 1, 2008 - December 31, 2008	0	0.00	00:00:00	0.00%	0.00%
% Change	100.00%	100.00%	100.00%	100.00%	0.00%
admin.texttrust.com					
January 1, 2009 - January 31, 2009	1	1.00	00:00:00	0.00%	100.00%

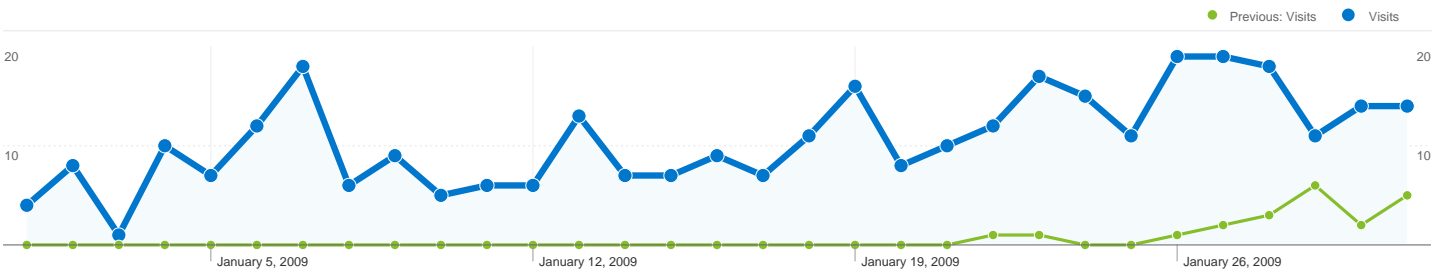
December 1, 2008 - December 31, 2008	0	0.00	00:00:00	0.00%	0.00%
% Change	100.00%	100.00%	0.00%	0.00%	100.00%
awards.mnwebsteps.com					
January 1, 2009 - January 31, 2009	1	9.00	00:08:05	100.00%	0.00%
December 1, 2008 - December 31, 2008	0	0.00	00:00:00	0.00%	0.00%
% Change	100.00%	100.00%	100.00%	100.00%	0.00%
bl129w.blu129.mail.live.com					
January 1, 2009 - January 31, 2009	1	1.00	00:00:00	100.00%	100.00%
December 1, 2008 - December 31, 2008	0	0.00	00:00:00	0.00%	0.00%
% Change	100.00%	100.00%	0.00%	100.00%	100.00%
by107w.bay107.mail.live.com					
January 1, 2009 - January 31, 2009	1	5.00	00:04:11	100.00%	0.00%
December 1, 2008 - December 31, 2008	0	0.00	00:00:00	0.00%	0.00%
% Change	100.00%	100.00%	100.00%	100.00%	0.00%
co113w.col113.mail.live.com					
January 1, 2009 - January 31, 2009	1	12.00	00:07:32	100.00%	0.00%
December 1, 2008 - December 31, 2008	0	0.00	00:00:00	0.00%	0.00%
% Change	100.00%	100.00%	100.00%	100.00%	0.00%
editors.dmoz.org					
January 1, 2009 - January 31, 2009	1	4.00	00:02:14	100.00%	0.00%
December 1, 2008 - December 31, 2008	0	0.00	00:00:00	0.00%	0.00%
% Change	100.00%	100.00%	100.00%	100.00%	0.00%
gadzillionthings.net					
January 1, 2009 - January 31, 2009	1	6.00	00:13:05	0.00%	0.00%
December 1, 2008 - December 31, 2008	0	0.00	00:00:00	0.00%	0.00%
% Change	100.00%	100.00%	100.00%	0.00%	0.00%
kisswebsites.org					
January 1, 2009 - January 31, 2009	1	1.00	00:00:00	100.00%	100.00%
December 1, 2008 - December 31, 2008	0	0.00	00:00:00	0.00%	0.00%
% Change	100.00%	100.00%	0.00%	100.00%	100.00%
linkedin.com					
January 1, 2009 - January 31, 2009	1	1.00	00:00:00	0.00%	100.00%
December 1, 2008 - December 31, 2008	0	0.00	00:00:00	0.00%	0.00%
% Change	100.00%	100.00%	0.00%	0.00%	100.00%
mailcenter3.comcast.net					
January 1, 2009 - January 31, 2009	1	1.00	00:00:00	100.00%	100.00%

December 1, 2008 - December 31, 2008	1	5.00	00:01:59	100.00%	0.00%
% Change	0.00%	-80.00%	-100.00%	0.00%	100.00%
merchantcircle.com					
January 1, 2009 - January 31, 2009	1	25.00	00:09:02	100.00%	0.00%
December 1, 2008 - December 31, 2008	0	0.00	00:00:00	0.00%	0.00%
% Change	100.00%	100.00%	100.00%	100.00%	0.00%
					1 - 25 of 41

Search Engines

Jan 1, 2009 - Jan 31, 2009

Comparing to: Dec 1, 2008 - Dec 31, 2008



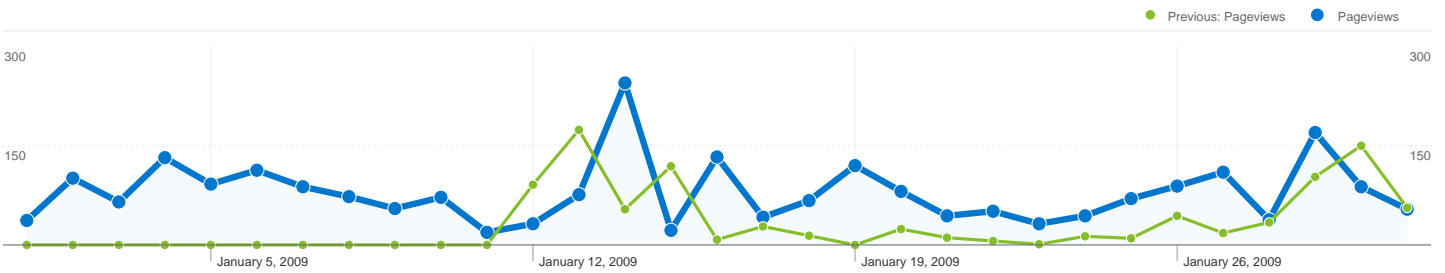
Search sent 330 total visits via 7 sources

Site Usage

Visits	Pages/Visit	Avg. Time on Site	% New Visits	Bounce Rate	
330 Previous: 21 (1,471.43%)	4.37 Previous: 7.05 (-37.95%)	00:04:10 Previous: 00:06:20 (-34.21%)	60.61% Previous: 23.81% (154.55%)	48.48% Previous: 38.10% (27.27%)	
Source	Visits	Pages/Visit	Avg. Time on Site	% New Visits	Bounce Rate
google					
January 1, 2009 - January 31, 2009	307	4.30	00:04:09	60.91%	49.51%
December 1, 2008 - December 31, 2008	21	7.05	00:06:20	23.81%	38.10%
% Change	1,361.90%	-38.94%	-34.46%	155.83%	29.97%
yahoo					
January 1, 2009 - January 31, 2009	10	9.40	00:08:05	20.00%	10.00%
December 1, 2008 - December 31, 2008	0	0.00	00:00:00	0.00%	0.00%
% Change	100.00%	100.00%	100.00%	100.00%	100.00%
aol					
January 1, 2009 - January 31, 2009	4	1.50	00:01:16	100.00%	75.00%
December 1, 2008 - December 31, 2008	0	0.00	00:00:00	0.00%	0.00%
% Change	100.00%	100.00%	100.00%	100.00%	100.00%
search					
January 1, 2009 - January 31, 2009	4	3.50	00:02:55	100.00%	25.00%
December 1, 2008 - December 31, 2008	0	0.00	00:00:00	0.00%	0.00%
% Change	100.00%	100.00%	100.00%	100.00%	100.00%
kvasir					
January 1, 2009 - January 31, 2009	2	2.50	00:01:33	0.00%	0.00%
December 1, 2008 - December 31, 2008	0	0.00	00:00:00	0.00%	0.00%
% Change	100.00%	100.00%	100.00%	0.00%	0.00%
live					
January 1, 2009 - January 31, 2009	2	1.00	00:00:00	100.00%	100.00%

December 1, 2008 - December 31, 2008	0	0.00	00:00:00	0.00%	0.00%
% Change	100.00%	100.00%	0.00%	100.00%	100.00%
msn					
January 1, 2009 - January 31, 2009	1	1.00	00:00:00	100.00%	100.00%
December 1, 2008 - December 31, 2008	0	0.00	00:00:00	0.00%	0.00%
% Change	100.00%	100.00%	0.00%	100.00%	100.00%
					1 - 7 of 7

Content Drilldown



47 pages were viewed a total of 2,455 times

Content Performance

Page	Pageviews	Unique Pageviews	Time on Page	Bounce Rate	% Exit	\$ Index
Pageviews 2,455 Previous: 958 (156.26%)						
Unique Pageviews 1,645 Previous: 618 (166.18%)						
Time on Page 00:01:13 Previous: 00:01:34 (-22.60%)						
Bounce Rate 44.22% Previous: 50.60% (-12.61%)						
% Exit 24.32% Previous: 17.33% (40.34%)						
\$ Index \$0.00 Previous: \$0.00 (0.00%)						
Page	Pageviews	Unique Pageviews	Time on Page	Bounce Rate	% Exit	\$ Index
/About/						
January 1, 2009 - January 31, 2009	403	251	00:01:20	25.64%	16.13%	\$0.00
December 1, 2008 - December 31, 2008	0	0	00:00:00	0.00%	0.00%	\$0.00
% Change	100.00%	100.00%	100.00%	100.00%	100.00%	0.00%
/index.html						
January 1, 2009 - January 31, 2009	379	252	00:01:24	25.33%	27.97%	\$0.00
December 1, 2008 - December 31, 2008	241	144	00:02:55	56.06%	39.83%	\$0.00
% Change	57.26%	75.00%	-52.18%	-54.82%	-29.79%	0.00%
/Events/						
January 1, 2009 - January 31, 2009	349	205	00:01:11	51.67%	22.35%	\$0.00
December 1, 2008 - December 31, 2008	121	63	00:00:49	0.00%	4.13%	\$0.00
% Change	188.43%	225.40%	44.61%	100.00%	440.86%	0.00%
/Genealogy/						
January 1, 2009 - January 31, 2009	218	144	00:00:56	62.50%	22.02%	\$0.00
December 1, 2008 - December 31, 2008	117	70	00:01:07	0.00%	11.11%	\$0.00
% Change	86.32%	105.71%	-16.48%	100.00%	98.17%	0.00%
/Newsstand/						
January 1, 2009 - January 31, 2009	138	98	00:01:32	50.00%	28.26%	\$0.00
December 1, 2008 - December 31, 2008	4	3	00:00:10	0.00%	25.00%	\$0.00
% Change	3,350.00%	3,166.67%	790.71%	100.00%	13.04%	0.00%
/Culture/						
January 1, 2009 - January 31, 2009	94	60	00:01:00	65.38%	26.60%	\$0.00

December 1, 2008 - December 31, 2008	0	0	00:00:00	0.00%	0.00%	\$0.00
% Change	100.00%	100.00%	100.00%	100.00%	100.00%	0.00%
/Merchandise/						
January 1, 2009 - January 31, 2009	81	51	00:01:28	53.85%	20.99%	\$0.00
December 1, 2008 - December 31, 2008	0	0	00:00:00	0.00%	0.00%	\$0.00
% Change	100.00%	100.00%	100.00%	100.00%	100.00%	0.00%
/Recipes/						
January 1, 2009 - January 31, 2009	79	61	00:01:03	75.00%	27.85%	\$0.00
December 1, 2008 - December 31, 2008	22	18	00:01:03	100.00%	18.18%	\$0.00
% Change	259.09%	238.89%	-0.83%	-25.00%	53.16%	0.00%
/Books/						
January 1, 2009 - January 31, 2009	68	48	00:00:41	83.33%	32.35%	\$0.00
December 1, 2008 - December 31, 2008	64	39	00:01:31	0.00%	9.38%	\$0.00
% Change	6.25%	23.08%	-54.44%	100.00%	245.10%	0.00%
/Links/						
January 1, 2009 - January 31, 2009	67	41	00:00:35	59.09%	32.84%	\$0.00
December 1, 2008 - December 31, 2008	0	0	00:00:00	0.00%	0.00%	\$0.00
% Change	100.00%	100.00%	100.00%	100.00%	100.00%	0.00%
/MemberNews/						
January 1, 2009 - January 31, 2009	66	49	00:00:40	36.36%	27.27%	\$0.00
December 1, 2008 - December 31, 2008	31	23	00:00:30	100.00%	6.45%	\$0.00
% Change	112.90%	113.04%	30.63%	-63.64%	322.73%	0.00%
/History/						
January 1, 2009 - January 31, 2009	53	42	00:00:42	85.71%	35.85%	\$0.00
December 1, 2008 - December 31, 2008	37	22	00:01:09	0.00%	10.81%	\$0.00
% Change	43.24%	90.91%	-39.22%	100.00%	231.60%	0.00%
/MemberPages/						
January 1, 2009 - January 31, 2009	51	40	00:00:41	0.00%	11.76%	\$0.00
December 1, 2008 - December 31, 2008	24	13	00:01:04	0.00%	0.00%	\$0.00
% Change	112.50%	207.69%	-35.92%	0.00%	100.00%	0.00%
/Traditions/						
January 1, 2009 - January 31, 2009	51	36	00:00:28	68.18%	47.06%	\$0.00
December 1, 2008 - December 31, 2008	0	0	00:00:00	0.00%	0.00%	\$0.00
% Change	100.00%	100.00%	100.00%	100.00%	100.00%	0.00%
/Calendar/						
January 1, 2009 - January 31, 2009	49	36	00:03:29	50.00%	28.57%	\$0.00

December 1, 2008 - December 31, 2008	0	0	00:00:00	0.00%	0.00%	\$0.00
% Change	100.00%	100.00%	100.00%	100.00%	100.00%	0.00%
/Fitness/						
January 1, 2009 - January 31, 2009	40	35	00:00:25	54.55%	27.50%	\$0.00
December 1, 2008 - December 31, 2008	7	6	00:01:23	0.00%	0.00%	\$0.00
% Change	471.43%	483.33%	-69.35%	100.00%	100.00%	0.00%
/ChildrensCorner/						
January 1, 2009 - January 31, 2009	36	24	00:00:45	33.33%	27.78%	\$0.00
December 1, 2008 - December 31, 2008	36	23	00:01:14	0.00%	8.33%	\$0.00
% Change	0.00%	4.35%	-39.40%	100.00%	233.33%	0.00%
/Newsletters/						
January 1, 2009 - January 31, 2009	23	16	00:01:16	0.00%	21.74%	\$0.00
December 1, 2008 - December 31, 2008	16	13	00:01:21	0.00%	18.75%	\$0.00
% Change	43.75%	23.08%	-6.85%	0.00%	15.94%	0.00%
/WhatsNew/						
January 1, 2009 - January 31, 2009	23	15	00:00:20	0.00%	21.74%	\$0.00
December 1, 2008 - December 31, 2008	0	0	00:00:00	0.00%	0.00%	\$0.00
% Change	100.00%	100.00%	100.00%	0.00%	100.00%	0.00%
/ContactUs.html						
January 1, 2009 - January 31, 2009	22	11	00:01:47	33.33%	27.27%	\$0.00
December 1, 2008 - December 31, 2008	43	27	00:02:16	33.33%	9.30%	\$0.00
% Change	-48.84%	-59.26%	-21.11%	0.00%	193.18%	0.00%
/Finances/						
January 1, 2009 - January 31, 2009	22	20	00:00:20	100.00%	18.18%	\$0.00
December 1, 2008 - December 31, 2008	8	7	00:00:07	0.00%	0.00%	\$0.00
% Change	175.00%	185.71%	202.88%	100.00%	100.00%	0.00%
/GoingGreen/						
January 1, 2009 - January 31, 2009	19	16	00:00:33	66.67%	21.05%	\$0.00
December 1, 2008 - December 31, 2008	10	10	00:02:40	100.00%	20.00%	\$0.00
% Change	90.00%	60.00%	-79.14%	-33.33%	5.26%	0.00%
/Calendar.html						
January 1, 2009 - January 31, 2009	14	9	00:00:35	0.00%	7.14%	\$0.00
December 1, 2008 - December 31, 2008	32	23	00:01:45	100.00%	9.38%	\$0.00
% Change	-56.25%	-60.87%	-66.38%	-100.00%	-23.81%	0.00%
/AboutUs.html						
January 1, 2009 - January 31, 2009	13	9	00:00:14	0.00%	7.69%	\$0.00

December 1, 2008 - December 31, 2008	44	32	00:00:33	0.00%	4.55%	\$0.00
% Change	-70.45%	-71.88%	-57.47%	0.00%	69.23%	0.00%
/BoosterClubMembership.html						
January 1, 2009 - January 31, 2009	13	12	00:00:16	0.00%	23.08%	\$0.00
December 1, 2008 - December 31, 2008	28	21	00:01:43	50.00%	14.29%	\$0.00
% Change	-53.57%	-42.86%	-84.97%	-100.00%	61.54%	0.00%
1 - 25 of 47						