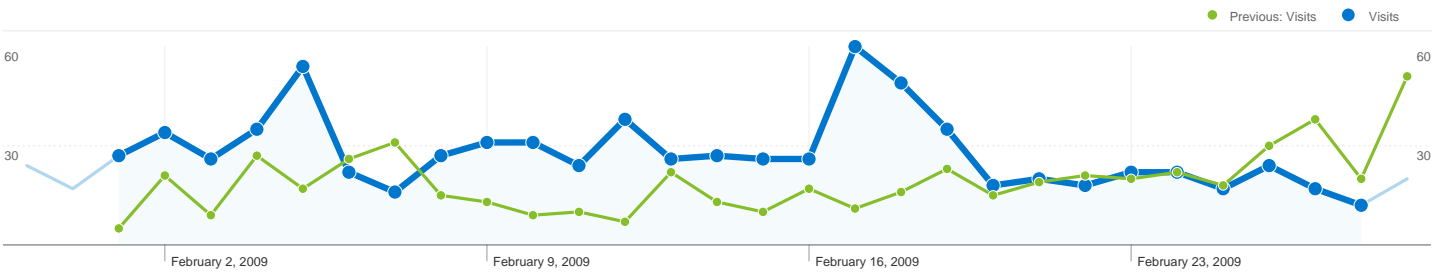


Dashboard

Feb 1, 2009 - Feb 28, 2009

Comparing to: Jan 1, 2009 - Jan 31, 2009



Site Usage

784 Visits

Previous: 597 (31.32%)

53.83% Bounce Rate

Previous: 44.22% (21.72%)

2,571 Pageviews

Previous: 2,455 (4.73%)

00:02:09 Avg. Time on Site

Previous: 00:03:46 (-42.92%)

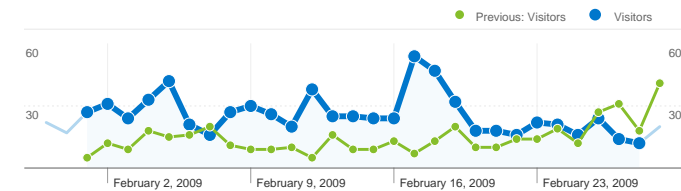
3.28 Pages/Visit

Previous: 4.11 (-20.25%)

81.51% % New Visits

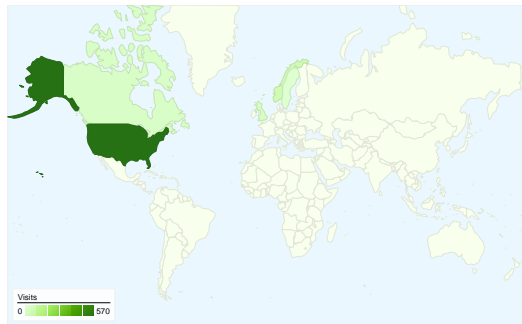
Previous: 59.97% (35.92%)

Visitors Overview



Visitors
659

Map Overlay world



Traffic Sources Overview



- **Search Engines**
516.00 (65.82%)
- **Referring Sites**
143.00 (18.24%)
- **Direct Traffic**
125.00 (15.94%)

Keywords		
Keyword	Visits	% visits
norwegian traditions		
Feb 1, 2009 - Feb 28, 2009	46	8.91%
Jan 1, 2009 - Jan 31, 2009	11	3.33%
% Change	318.18%	167.44%
vennekretsen		
Feb 1, 2009 - Feb 28, 2009	24	4.65%
Jan 1, 2009 - Jan 31, 2009	25	7.58%
% Change	-4.00%	-38.60%
valentinsdagen		
Feb 1, 2009 - Feb 28, 2009	11	2.13%
Jan 1, 2009 - Jan 31, 2009	1	0.30%
% Change	1,000.00%	603.49%
forum aid magazine		
Feb 1, 2009 - Feb 28, 2009	4	0.78%
Jan 1, 2009 - Jan 31, 2009	1	0.30%
% Change	300.00%	155.81%
love expressions, norwegian		
Feb 1, 2009 - Feb 28, 2009	4	0.78%
Jan 1, 2009 - Jan 31, 2009	0	0.00%
% Change	100.00%	100.00%

Content Overview		
Pages	Pageviews	% Pageviews
/index.html		
Feb 1, 2009 - Feb 28, 2009	244	9.49%
Jan 1, 2009 - Jan 31, 2009	379	15.44%
% Change	-35.62%	-38.52%
/Traditions/index.html		
Feb 1, 2009 - Feb 28, 2009	159	6.18%
Jan 1, 2009 - Jan 31, 2009	31	1.26%
% Change	412.90%	389.76%
/Culture/index.html		
Feb 1, 2009 - Feb 28, 2009	98	3.81%
Jan 1, 2009 - Jan 31, 2009	35	1.43%
% Change	180.00%	167.37%
/Traditions/Valentinsdagen-ValentinesDayInNorway.html		
Feb 1, 2009 - Feb 28, 2009	92	3.58%
Jan 1, 2009 - Jan 31, 2009	10	0.41%
% Change	820.00%	778.49%
/About/index.html		
Feb 1, 2009 - Feb 28, 2009	85	3.31%
Jan 1, 2009 - Jan 31, 2009	109	4.44%
% Change	-22.02%	-25.54%

Search Engines		
Source	Visits	% visits
google		
Feb 1, 2009 - Feb 28, 2009	481	93.22%
Jan 1, 2009 - Jan 31, 2009	307	93.03%
% Change	56.68%	0.20%
aol		
Feb 1, 2009 - Feb 28, 2009	12	2.33%
Jan 1, 2009 - Jan 31, 2009	4	1.21%
% Change	200.00%	91.86%
msn		
Feb 1, 2009 - Feb 28, 2009	6	1.16%
Jan 1, 2009 - Jan 31, 2009	1	0.30%
% Change	500.00%	283.72%
live		
Feb 1, 2009 - Feb 28, 2009	5	0.97%
Jan 1, 2009 - Jan 31, 2009	2	0.61%
% Change	150.00%	59.88%
yahoo		
Feb 1, 2009 - Feb 28, 2009	5	0.97%
Jan 1, 2009 - Jan 31, 2009	10	3.03%
% Change	-50.00%	-68.02%

Referring Sites		
Source	Visits	% visits
en.wikipedia.org		
Feb 1, 2009 - Feb 28, 2009	40	27.97%
Jan 1, 2009 - Jan 31, 2009	34	25.76%
% Change	17.65%	8.60%
images.google.com		
Feb 1, 2009 - Feb 28, 2009	17	11.89%
Jan 1, 2009 - Jan 31, 2009	0	0.00%
% Change	100.00%	100.00%
sofn.com		
Feb 1, 2009 - Feb 28, 2009	9	6.29%
Jan 1, 2009 - Jan 31, 2009	5	3.79%
% Change	80.00%	66.15%
google.com		
Feb 1, 2009 - Feb 28, 2009	8	5.59%
Jan 1, 2009 - Jan 31, 2009	0	0.00%
% Change	100.00%	100.00%
ui.constantcontact.com		
Feb 1, 2009 - Feb 28, 2009	7	4.90%
Jan 1, 2009 - Jan 31, 2009	0	0.00%
% Change	100.00%	100.00%

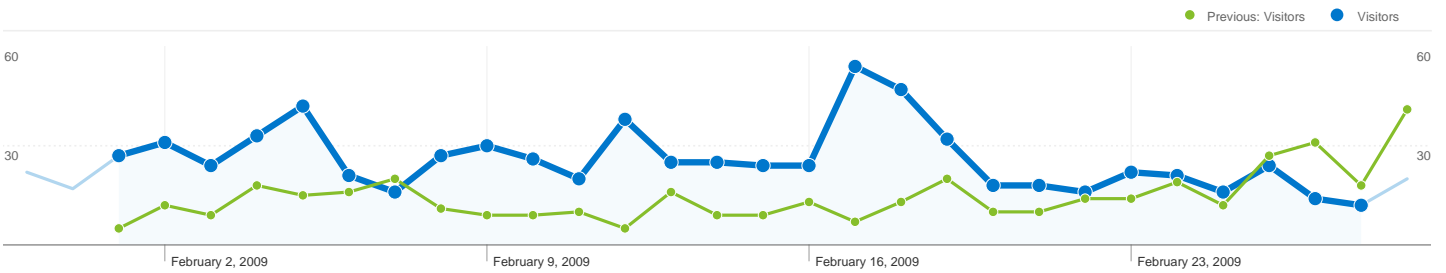
Network Location		
Network Location	Visits	% visits
comcast cable communications inc.		
Feb 1, 2009 - Feb 28, 2009	59	7.53%
Jan 1, 2009 - Jan 31, 2009	44	7.37%
% Change	34.09%	2.11%
cellco partnership dba verizon wireless		
Feb 1, 2009 - Feb 28, 2009	47	5.99%
Jan 1, 2009 - Jan 31, 2009	123	20.60%
% Change	-61.79%	-70.90%
bellsouth.net inc.		
Feb 1, 2009 - Feb 28, 2009	44	5.61%
Jan 1, 2009 - Jan 31, 2009	51	8.54%
% Change	-13.73%	-34.30%
road runner holdco llc		
Feb 1, 2009 - Feb 28, 2009	31	3.95%
Jan 1, 2009 - Jan 31, 2009	16	2.68%
% Change	93.75%	47.54%
verizon internet services inc.		
Feb 1, 2009 - Feb 28, 2009	30	3.83%
Jan 1, 2009 - Jan 31, 2009	13	2.18%
% Change	130.77%	75.73%

Content Drilldown		
Page	Pageviews	% visits
/About/		
Feb 1, 2009 - Feb 28, 2009	358	13.92%
Jan 1, 2009 - Jan 31, 2009	403	16.42%
% Change	-11.17%	-15.17%
/Culture/		
Feb 1, 2009 - Feb 28, 2009	328	12.76%
Jan 1, 2009 - Jan 31, 2009	94	3.83%
% Change	248.94%	233.19%
/Traditions/		
Feb 1, 2009 - Feb 28, 2009	322	12.52%
Jan 1, 2009 - Jan 31, 2009	51	2.08%
% Change	531.37%	502.89%
/Events/		
Feb 1, 2009 - Feb 28, 2009	250	9.72%
Jan 1, 2009 - Jan 31, 2009	349	14.22%
% Change	-28.37%	-31.60%
/index.html		
Feb 1, 2009 - Feb 28, 2009	244	9.49%
Jan 1, 2009 - Jan 31, 2009	379	15.44%
% Change	-35.62%	-38.52%

Visitors Overview

Feb 1, 2009 - Feb 28, 2009

Comparing to: Jan 1, 2009 - Jan 31, 2009



659 people visited this site

784 Visits

Previous: 597 (31.32%)

659 Absolute Unique Visitors

Previous: 368 (79.08%)

2,571 Pageviews

Previous: 2,455 (4.73%)

3.28 Average Pageviews

Previous: 4.11 (-20.25%)

00:02:09 Time on Site

Previous: 00:03:46 (-42.92%)

53.83% Bounce Rate

Previous: 44.22% (21.72%)

81.51% New Visits

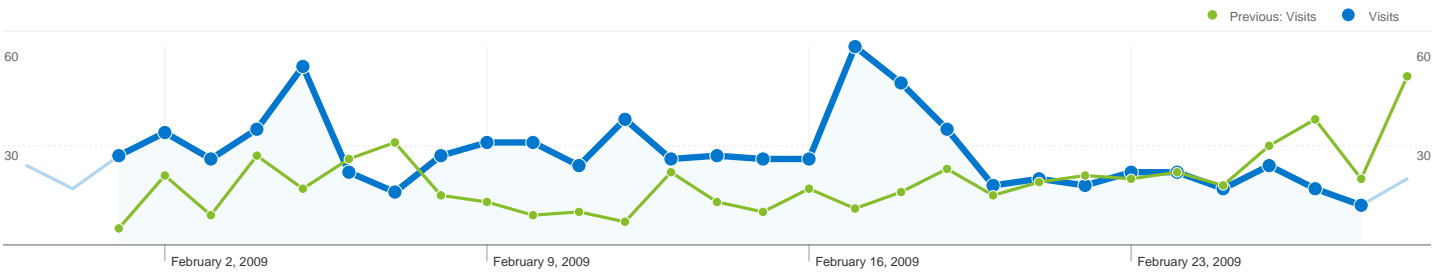
Previous: 59.97% (35.92%)

Technical Profile

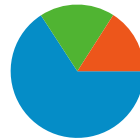
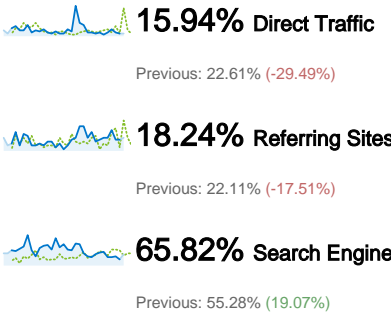
Browser	Visits	% visits	Connection Speed	Visits	% visits
Internet Explorer			Unknown		
Feb 1, 2009 - Feb 28, 2009	437	55.74%	Feb 1, 2009 - Feb 28, 2009	237	30.23%
Jan 1, 2009 - Jan 31, 2009	310	51.93%	Jan 1, 2009 - Jan 31, 2009	243	40.70%
% Change	40.97%	7.34%	% Change	-2.47%	-25.73%
Firefox			DSL		
Feb 1, 2009 - Feb 28, 2009	263	33.55%	Feb 1, 2009 - Feb 28, 2009	219	27.93%
Jan 1, 2009 - Jan 31, 2009	222	37.19%	Jan 1, 2009 - Jan 31, 2009	113	18.93%
% Change	18.47%	-9.79%	% Change	93.81%	47.58%

Safari		
Feb 1, 2009 - Feb 28, 2009	61	7.78%
Jan 1, 2009 - Jan 31, 2009	32	5.36%
% Change	90.62%	45.16%
Chrome		
Feb 1, 2009 - Feb 28, 2009	13	1.66%
Jan 1, 2009 - Jan 31, 2009	25	4.19%
% Change	-48.00%	-60.40%
Opera		
Feb 1, 2009 - Feb 28, 2009	7	0.89%
Jan 1, 2009 - Jan 31, 2009	6	1.01%
% Change	16.67%	-11.16%

Cable		
Feb 1, 2009 - Feb 28, 2009	218	27.81%
Jan 1, 2009 - Jan 31, 2009	169	28.31%
% Change	28.99%	-1.77%
T1		
Feb 1, 2009 - Feb 28, 2009	72	9.18%
Jan 1, 2009 - Jan 31, 2009	50	8.38%
% Change	44.00%	9.65%
Dialup		
Feb 1, 2009 - Feb 28, 2009	28	3.57%
Jan 1, 2009 - Jan 31, 2009	15	2.51%
% Change	86.67%	42.14%



All traffic sources sent a total of 784 visits



- **Search Engines**
516.00 (65.82%)
- **Referring Sites**
143.00 (18.24%)
- **Direct Traffic**
125.00 (15.94%)

Top Traffic Sources

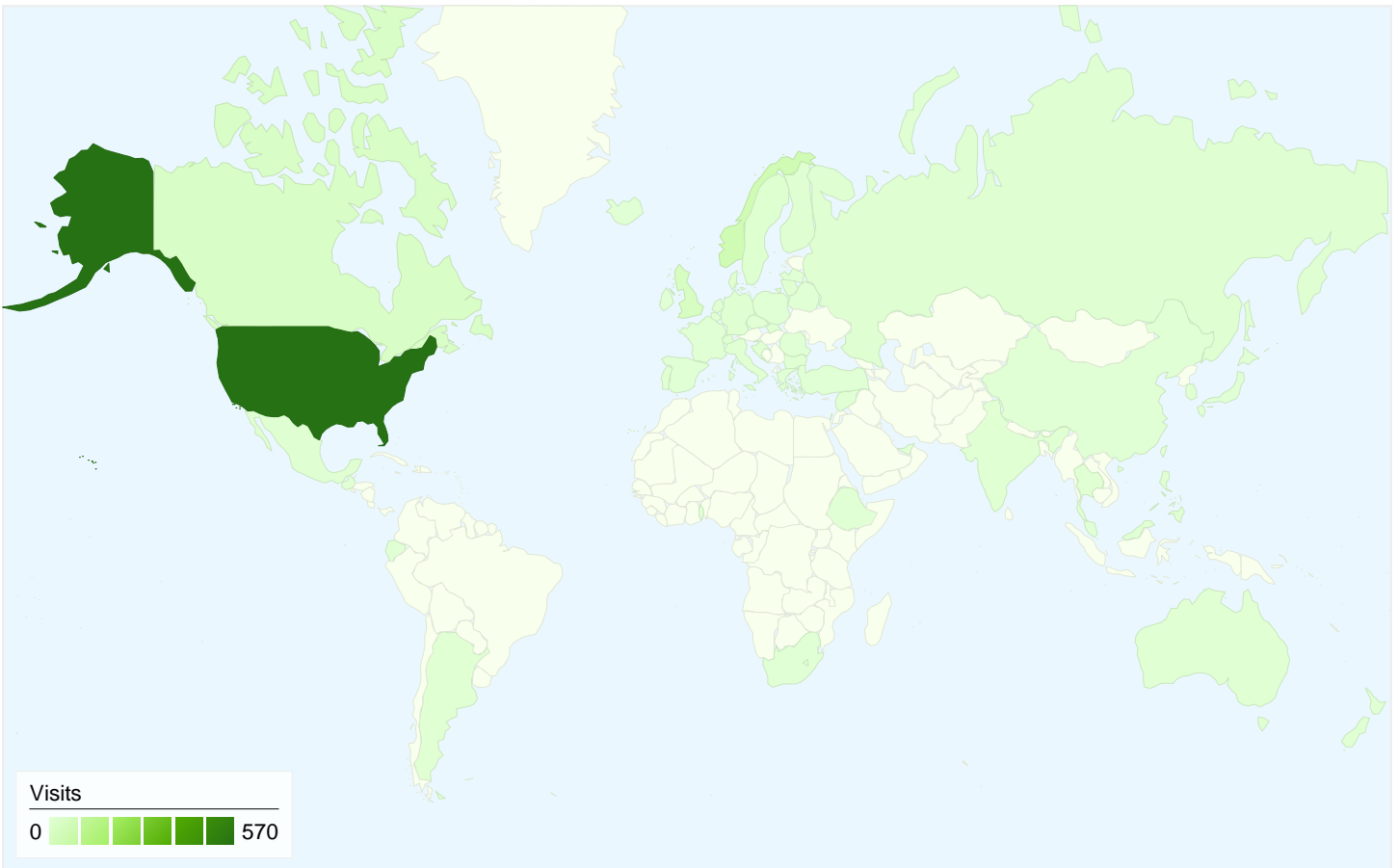
Sources	Visits	% visits
google (organic)		
Feb 1, 2009 - Feb 28, 2009	481	61.35%
Jan 1, 2009 - Jan 31, 2009	307	51.42%
% Change	56.68%	19.31%
(direct) ((none))		
Feb 1, 2009 - Feb 28, 2009	125	15.94%
Jan 1, 2009 - Jan 31, 2009	135	22.61%
% Change	-7.41%	-29.49%
en.wikipedia.org (referral)		
Feb 1, 2009 - Feb 28, 2009	40	5.10%
Jan 1, 2009 - Jan 31, 2009	34	5.70%
% Change	17.65%	-10.41%
images.google.com (referral)		
Feb 1, 2009 - Feb 28, 2009	17	2.17%
Jan 1, 2009 - Jan 31, 2009	0	0.00%
% Change	100.00%	100.00%
aol (organic)		

Keywords	Visits	% visits
norwegian traditions		
Feb 1, 2009 - Feb 28, 2009	46	8.91%
Jan 1, 2009 - Jan 31, 2009	11	3.33%
% Change	318.18%	167.44%
vennekretsen		
Feb 1, 2009 - Feb 28, 2009	24	4.65%
Jan 1, 2009 - Jan 31, 2009	25	7.58%
% Change	-4.00%	-38.60%
valentinsdagen		
Feb 1, 2009 - Feb 28, 2009	11	2.13%
Jan 1, 2009 - Jan 31, 2009	1	0.30%
% Change	1,000.00%	603.49%
forum aid magazine		
Feb 1, 2009 - Feb 28, 2009	4	0.78%
Jan 1, 2009 - Jan 31, 2009	1	0.30%
% Change	300.00%	155.81%
love expressions, norwegian		

Feb 1, 2009 - Feb 28, 2009	12	1.53%
Jan 1, 2009 - Jan 31, 2009	4	0.67%
% Change	200.00%	128.44%

Feb 1, 2009 - Feb 28, 2009	4	0.78%
Jan 1, 2009 - Jan 31, 2009	0	0.00%
% Change	100.00%	100.00%

Map Overlay



784 visits came from 52 countries/territories

Site Usage

Visits	Pages/Visit	Avg. Time on Site	% New Visits	Bounce Rate	
784 Previous: 597 (31.32%)	3.28 Previous: 4.11 (-20.25%)	00:02:09 Previous: 00:03:46 (-42.92%)	81.51% Previous: 59.97% (35.92%)	53.83% Previous: 44.22% (21.72%)	
Country/Territory	Visits	Pages/Visit	Avg. Time on Site	% New Visits	Bounce Rate
United States					
February 1, 2009 - February 28, 2009	570	3.64	00:02:33	77.89%	51.23%
January 1, 2009 - January 31, 2009	500	4.37	00:04:11	54.80%	40.40%
% Change	14.00%	-16.69%	-39.12%	42.14%	26.80%
Norway					
February 1, 2009 - February 28, 2009	53	2.72	00:01:45	92.45%	49.06%
January 1, 2009 - January 31, 2009	22	5.09	00:02:30	86.36%	45.45%
% Change	140.91%	-46.63%	-30.19%	7.05%	7.92%
United Kingdom					
February 1, 2009 - February 28, 2009	30	2.87	00:02:30	90.00%	56.67%

January 1, 2009 - January 31, 2009	18	1.72	00:02:10	83.33%	72.22%
% Change	66.67%	66.45%	15.32%	8.00%	-21.54%
Canada					
February 1, 2009 - February 28, 2009	25	2.92	00:00:38	96.00%	68.00%
January 1, 2009 - January 31, 2009	16	2.00	00:01:19	100.00%	62.50%
% Change	56.25%	46.00%	-51.71%	-4.00%	8.80%
Sweden					
February 1, 2009 - February 28, 2009	9	1.33	00:00:05	100.00%	77.78%
January 1, 2009 - January 31, 2009	5	1.60	00:00:56	80.00%	80.00%
% Change	80.00%	-16.67%	-90.91%	25.00%	-2.78%
Denmark					
February 1, 2009 - February 28, 2009	6	2.83	00:01:11	100.00%	50.00%
January 1, 2009 - January 31, 2009	2	1.00	00:00:00	100.00%	100.00%
% Change	200.00%	183.33%	100.00%	0.00%	-50.00%
Netherlands					
February 1, 2009 - February 28, 2009	5	1.40	00:00:30	80.00%	80.00%
January 1, 2009 - January 31, 2009	3	3.00	00:02:52	100.00%	66.67%
% Change	66.67%	-53.33%	-82.67%	-20.00%	20.00%
Lithuania					
February 1, 2009 - February 28, 2009	5	1.40	00:00:12	80.00%	60.00%
January 1, 2009 - January 31, 2009	1	1.00	00:00:00	100.00%	100.00%
% Change	400.00%	40.00%	100.00%	-20.00%	-40.00%
Serbia					
February 1, 2009 - February 28, 2009	5	2.20	00:01:00	40.00%	60.00%
January 1, 2009 - January 31, 2009	0	0.00	00:00:00	0.00%	0.00%
% Change	100.00%	100.00%	100.00%	100.00%	100.00%
Germany					
February 1, 2009 - February 28, 2009	5	1.80	00:00:13	100.00%	60.00%
January 1, 2009 - January 31, 2009	1	2.00	00:00:13	100.00%	0.00%
% Change	400.00%	-10.00%	-3.08%	0.00%	100.00%
Switzerland					
February 1, 2009 - February 28, 2009	4	1.75	00:00:18	100.00%	50.00%
January 1, 2009 - January 31, 2009	0	0.00	00:00:00	0.00%	0.00%
% Change	100.00%	100.00%	100.00%	100.00%	100.00%
Russia					
February 1, 2009 - February 28, 2009	4	1.75	00:00:37	100.00%	75.00%

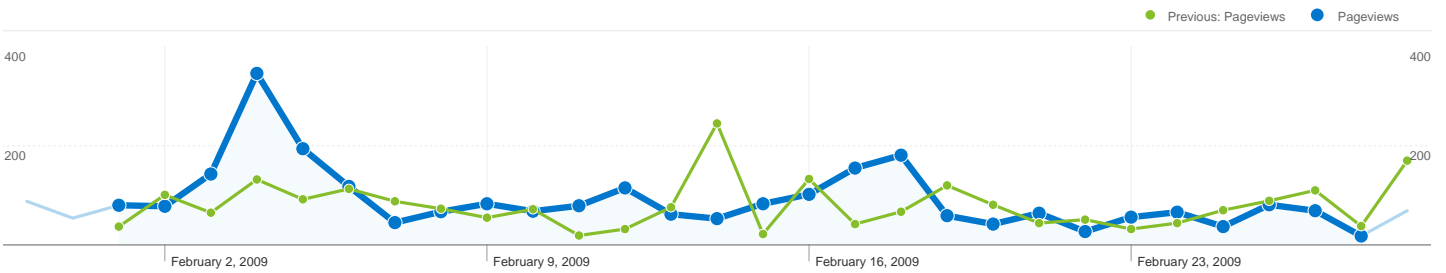
January 1, 2009 - January 31, 2009	2	1.50	00:04:16	50.00%	50.00%
% Change	100.00%	16.67%	-85.74%	100.00%	50.00%
Philippines					
February 1, 2009 - February 28, 2009	4	1.50	00:00:26	100.00%	75.00%
January 1, 2009 - January 31, 2009	0	0.00	00:00:00	0.00%	0.00%
% Change	100.00%	100.00%	100.00%	100.00%	100.00%
Mexico					
February 1, 2009 - February 28, 2009	4	2.50	00:00:37	75.00%	25.00%
January 1, 2009 - January 31, 2009	1	1.00	00:00:00	100.00%	100.00%
% Change	300.00%	150.00%	100.00%	-25.00%	-75.00%
Finland					
February 1, 2009 - February 28, 2009	4	1.50	00:00:06	100.00%	50.00%
January 1, 2009 - January 31, 2009	1	11.00	00:12:40	100.00%	0.00%
% Change	300.00%	-86.36%	-99.28%	0.00%	100.00%
Singapore					
February 1, 2009 - February 28, 2009	3	1.33	00:00:54	100.00%	66.67%
January 1, 2009 - January 31, 2009	0	0.00	00:00:00	0.00%	0.00%
% Change	100.00%	100.00%	100.00%	100.00%	100.00%
Thailand					
February 1, 2009 - February 28, 2009	3	1.33	00:00:09	100.00%	66.67%
January 1, 2009 - January 31, 2009	0	0.00	00:00:00	0.00%	0.00%
% Change	100.00%	100.00%	100.00%	100.00%	100.00%
Israel					
February 1, 2009 - February 28, 2009	3	1.67	00:00:28	0.00%	66.67%
January 1, 2009 - January 31, 2009	1	1.00	00:00:00	0.00%	100.00%
% Change	200.00%	66.67%	100.00%	0.00%	-33.33%
India					
February 1, 2009 - February 28, 2009	3	1.33	00:00:04	100.00%	66.67%
January 1, 2009 - January 31, 2009	2	1.00	00:00:00	100.00%	100.00%
% Change	50.00%	33.33%	100.00%	0.00%	-33.33%
Bulgaria					
February 1, 2009 - February 28, 2009	3	1.00	00:00:00	66.67%	100.00%
January 1, 2009 - January 31, 2009	0	0.00	00:00:00	0.00%	0.00%
% Change	100.00%	100.00%	0.00%	100.00%	100.00%
New Zealand					
February 1, 2009 - February 28, 2009	2	3.50	00:03:30	100.00%	0.00%

January 1, 2009 - January 31, 2009	1	1.00	00:00:00	100.00%	100.00%
% Change	100.00%	250.00%	100.00%	0.00%	-100.00%
South Korea					
February 1, 2009 - February 28, 2009	2	1.50	00:00:06	50.00%	50.00%
January 1, 2009 - January 31, 2009	0	0.00	00:00:00	0.00%	0.00%
% Change	100.00%	100.00%	100.00%	100.00%	100.00%
Croatia					
February 1, 2009 - February 28, 2009	2	1.00	00:00:00	100.00%	100.00%
January 1, 2009 - January 31, 2009	0	0.00	00:00:00	0.00%	0.00%
% Change	100.00%	100.00%	0.00%	100.00%	100.00%
Australia					
February 1, 2009 - February 28, 2009	2	1.00	00:00:00	100.00%	100.00%
January 1, 2009 - January 31, 2009	2	2.00	00:00:32	100.00%	50.00%
% Change	0.00%	-50.00%	-100.00%	0.00%	100.00%
Portugal					
February 1, 2009 - February 28, 2009	2	1.00	00:00:00	100.00%	100.00%
January 1, 2009 - January 31, 2009	0	0.00	00:00:00	0.00%	0.00%
% Change	100.00%	100.00%	0.00%	100.00%	100.00%
1 - 25 of 52					


Content Overview

Feb 1, 2009 - Feb 28, 2009

Comparing to: Jan 1, 2009 - Jan 31, 2009




Pages on this site were viewed a total of 2,571 times

 **2,571 Pageviews**

Previous: 2,455 (4.73%)

 **1,695 Unique Views**

Previous: 1,645 (3.04%)

 **53.83% Bounce Rate**

Previous: 44.22% (21.72%)

Top Content

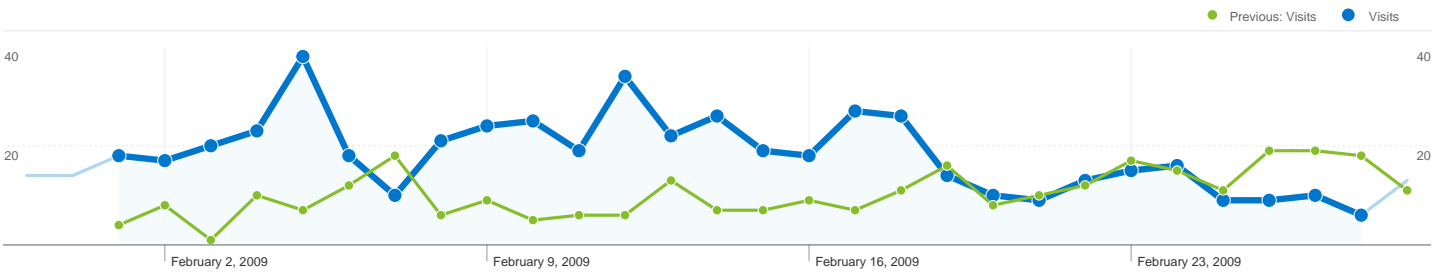
Pages	Pageviews	% Pageviews
/index.html		
Feb 1, 2009 - Feb 28, 2009	244	9.49%
Jan 1, 2009 - Jan 31, 2009	379	15.44%
% Change	-35.62%	-38.52%
/Traditions/index.html		
Feb 1, 2009 - Feb 28, 2009	159	6.18%
Jan 1, 2009 - Jan 31, 2009	31	1.26%
% Change	412.90%	389.76%
/Culture/index.html		
Feb 1, 2009 - Feb 28, 2009	98	3.81%
Jan 1, 2009 - Jan 31, 2009	35	1.43%
% Change	180.00%	167.37%
/Traditions/Valentinsdagen-ValentinesDayInNorway.html		
Feb 1, 2009 - Feb 28, 2009	92	3.58%
Jan 1, 2009 - Jan 31, 2009	10	0.41%
% Change	820.00%	778.49%
/About/index.html		

Feb 1, 2009 - Feb 28, 2009	85	3.31%
Jan 1, 2009 - Jan 31, 2009	109	4.44%
% Change	-22.02%	-25.54%

Keywords

Feb 1, 2009 - Feb 28, 2009

Comparing to: Jan 1, 2009 - Jan 31, 2009



Search sent 516 total visits via 557 keywords

Site Usage

Visits 516 Previous: 330 (56.36%)	Pages/Visit 3.22 Previous: 4.37 (-26.25%)	Avg. Time on Site 00:01:58 Previous: 00:04:10 (-52.80%)	% New Visits 84.11% Previous: 60.61% (38.78%)	Bounce Rate 54.84% Previous: 48.48% (13.12%)
--	--	--	--	---

Keyword	Visits	Pages/Visit	Avg. Time on Site	% New Visits	Bounce Rate
norwegian traditions					
February 1, 2009 - February 28, 2009	46	5.11	00:03:05	82.61%	34.78%
January 1, 2009 - January 31, 2009	11	3.27	00:01:02	100.00%	54.55%
% Change	318.18%	56.10%	198.63%	-17.39%	-36.23%
vennekretsen					
February 1, 2009 - February 28, 2009	24	16.33	00:07:27	0.00%	16.67%
January 1, 2009 - January 31, 2009	25	7.96	00:10:03	4.00%	8.00%
% Change	-4.00%	105.19%	-25.80%	-100.00%	108.33%
valentinsdagen					
February 1, 2009 - February 28, 2009	11	1.82	00:01:47	90.91%	54.55%
January 1, 2009 - January 31, 2009	1	1.00	00:00:00	100.00%	100.00%
% Change	1,000.00%	81.82%	100.00%	-9.09%	-45.45%
forum aid magazine					
February 1, 2009 - February 28, 2009	4	3.25	00:01:04	100.00%	25.00%
January 1, 2009 - January 31, 2009	1	1.00	00:00:00	100.00%	100.00%
% Change	300.00%	225.00%	100.00%	0.00%	-75.00%
love expressions, norwegian					
February 1, 2009 - February 28, 2009	4	1.50	00:01:00	25.00%	75.00%
January 1, 2009 - January 31, 2009	0	0.00	00:00:00	0.00%	0.00%
% Change	100.00%	100.00%	100.00%	100.00%	100.00%
norwegian recipes					
February 1, 2009 - February 28, 2009	4	2.25	00:00:25	100.00%	50.00%

January 1, 2009 - January 31, 2009	1	1.00	00:00:00	100.00%	100.00%
% Change	300.00%	125.00%	100.00%	0.00%	-50.00%
rosemaling border					
February 1, 2009 - February 28, 2009	4	1.00	00:00:00	100.00%	100.00%
January 1, 2009 - January 31, 2009	0	0.00	00:00:00	0.00%	0.00%
% Change	100.00%	100.00%	0.00%	100.00%	100.00%
sons of norway atlanta					
February 1, 2009 - February 28, 2009	4	5.00	00:05:24	50.00%	0.00%
January 1, 2009 - January 31, 2009	8	34.50	00:11:11	12.50%	0.00%
% Change	-50.00%	-85.51%	-51.80%	300.00%	0.00%
valentine's day in norway					
February 1, 2009 - February 28, 2009	4	1.25	00:00:03	100.00%	75.00%
January 1, 2009 - January 31, 2009	0	0.00	00:00:00	0.00%	0.00%
% Change	100.00%	100.00%	100.00%	100.00%	100.00%
atlanta scandinavian events					
February 1, 2009 - February 28, 2009	3	4.00	00:07:19	0.00%	33.33%
January 1, 2009 - January 31, 2009	0	0.00	00:00:00	0.00%	0.00%
% Change	100.00%	100.00%	100.00%	0.00%	100.00%
norge tv					
February 1, 2009 - February 28, 2009	3	2.00	00:00:11	100.00%	66.67%
January 1, 2009 - January 31, 2009	0	0.00	00:00:00	0.00%	0.00%
% Change	100.00%	100.00%	100.00%	100.00%	100.00%
norwegian american weekly					
February 1, 2009 - February 28, 2009	3	3.67	00:01:37	100.00%	33.33%
January 1, 2009 - January 31, 2009	6	4.33	00:03:20	100.00%	0.00%
% Change	-50.00%	-15.38%	-51.63%	0.00%	100.00%
norwegian gifts					
February 1, 2009 - February 28, 2009	3	6.33	00:08:05	100.00%	33.33%
January 1, 2009 - January 31, 2009	0	0.00	00:00:00	0.00%	0.00%
% Change	100.00%	100.00%	100.00%	100.00%	100.00%
piano concerts in atlanta 2009					
February 1, 2009 - February 28, 2009	3	1.00	00:00:00	33.33%	100.00%
January 1, 2009 - January 31, 2009	0	0.00	00:00:00	0.00%	0.00%
% Change	100.00%	100.00%	0.00%	100.00%	100.00%
sons of norway					
February 1, 2009 - February 28, 2009	3	3.33	00:23:06	0.00%	33.33%

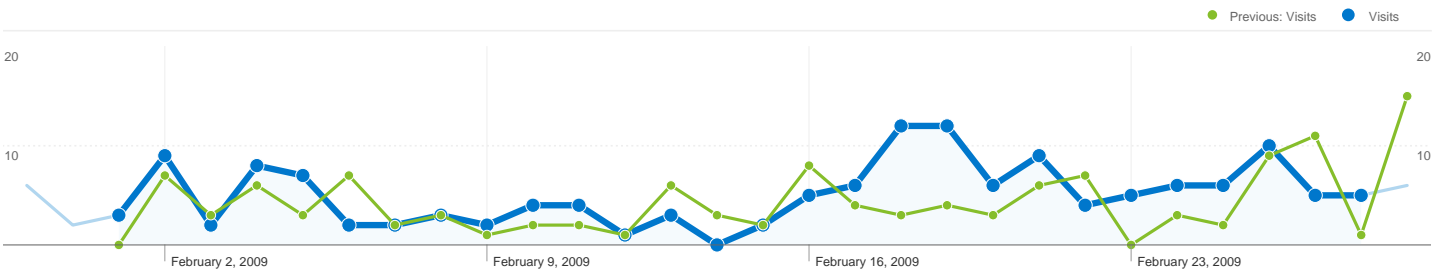
January 1, 2009 - January 31, 2009	36	4.97	00:07:44	0.00%	22.22%
% Change	-91.67%	-32.96%	198.58%	0.00%	50.00%
sons of norway, north dakota districts					
February 1, 2009 - February 28, 2009	3	1.00	00:00:00	0.00%	100.00%
January 1, 2009 - January 31, 2009	2	1.50	00:00:04	50.00%	50.00%
% Change	50.00%	-33.33%	-100.00%	-100.00%	100.00%
"forum aid" magazine					
February 1, 2009 - February 28, 2009	2	1.00	00:00:00	100.00%	100.00%
January 1, 2009 - January 31, 2009	0	0.00	00:00:00	0.00%	0.00%
% Change	100.00%	100.00%	0.00%	100.00%	100.00%
"ingrid kleiva møller"					
February 1, 2009 - February 28, 2009	2	1.00	00:00:00	100.00%	100.00%
January 1, 2009 - January 31, 2009	0	0.00	00:00:00	0.00%	0.00%
% Change	100.00%	100.00%	0.00%	100.00%	100.00%
"norwegian american weekly"					
February 1, 2009 - February 28, 2009	2	1.50	00:00:03	100.00%	50.00%
January 1, 2009 - January 31, 2009	0	0.00	00:00:00	0.00%	0.00%
% Change	100.00%	100.00%	100.00%	100.00%	100.00%
american norwegian newspaper					
February 1, 2009 - February 28, 2009	2	2.50	00:00:37	100.00%	50.00%
January 1, 2009 - January 31, 2009	0	0.00	00:00:00	0.00%	0.00%
% Change	100.00%	100.00%	100.00%	100.00%	100.00%
ancient norwegian art					
February 1, 2009 - February 28, 2009	2	1.50	00:00:08	100.00%	50.00%
January 1, 2009 - January 31, 2009	0	0.00	00:00:00	0.00%	0.00%
% Change	100.00%	100.00%	100.00%	100.00%	100.00%
bold spirit helga estby forgotten walk across victorian america					
February 1, 2009 - February 28, 2009	2	1.50	00:00:07	50.00%	50.00%
January 1, 2009 - January 31, 2009	0	0.00	00:00:00	0.00%	0.00%
% Change	100.00%	100.00%	100.00%	100.00%	100.00%
breast cancer walk may 9th in atlanta					
February 1, 2009 - February 28, 2009	2	1.00	00:00:00	50.00%	100.00%
January 1, 2009 - January 31, 2009	0	0.00	00:00:00	0.00%	0.00%
% Change	100.00%	100.00%	0.00%	100.00%	100.00%
fruit picking norway					
February 1, 2009 - February 28, 2009	2	1.50	00:00:07	100.00%	50.00%

January 1, 2009 - January 31, 2009	0	0.00	00:00:00	0.00%	0.00%
% Change	100.00%	100.00%	100.00%	100.00%	100.00%
keiko neshaug					
February 1, 2009 - February 28, 2009	2	1.50	00:00:07	50.00%	50.00%
January 1, 2009 - January 31, 2009	0	0.00	00:00:00	0.00%	0.00%
% Change	100.00%	100.00%	100.00%	100.00%	100.00%
					1 - 25 of 557

Referring Sites

Feb 1, 2009 - Feb 28, 2009

Comparing to: Jan 1, 2009 - Jan 31, 2009



Referring sites sent 143 visits via 70 sources

Site Usage

Source	Visits	Pages/Visit	Avg. Time on Site	% New Visits	Bounce Rate
en.wikipedia.org					
February 1, 2009 - February 28, 2009	40	1.98	00:01:32	97.50%	65.00%
January 1, 2009 - January 31, 2009	34	2.18	00:01:48	73.53%	61.76%
% Change	17.65%	-9.26%	-14.61%	32.60%	5.24%
images.google.com					
February 1, 2009 - February 28, 2009	17	1.59	00:03:40	94.12%	76.47%
January 1, 2009 - January 31, 2009	0	0.00	00:00:00	0.00%	0.00%
% Change	100.00%	100.00%	100.00%	100.00%	100.00%
sofn.com					
February 1, 2009 - February 28, 2009	9	7.44	00:08:18	77.78%	11.11%
January 1, 2009 - January 31, 2009	5	2.00	00:01:44	100.00%	40.00%
% Change	80.00%	272.22%	380.91%	-22.22%	-72.22%
google.com					
February 1, 2009 - February 28, 2009	8	4.88	00:01:07	37.50%	37.50%
January 1, 2009 - January 31, 2009	0	0.00	00:00:00	0.00%	0.00%
% Change	100.00%	100.00%	100.00%	100.00%	100.00%
ui.constantcontact.com					
February 1, 2009 - February 28, 2009	7	1.86	00:01:48	0.00%	71.43%
January 1, 2009 - January 31, 2009	0	0.00	00:00:00	0.00%	0.00%
% Change	100.00%	100.00%	100.00%	0.00%	100.00%
webmail.aol.com					
February 1, 2009 - February 28, 2009	7	6.71	00:02:21	85.71%	42.86%

January 1, 2009 - January 31, 2009	9	3.11	00:01:16	66.67%	33.33%
% Change	-22.22%	115.82%	84.34%	28.57%	28.57%
admin.texttrust.com					
February 1, 2009 - February 28, 2009	3	1.67	00:00:28	0.00%	66.67%
January 1, 2009 - January 31, 2009	1	1.00	00:00:00	0.00%	100.00%
% Change	200.00%	66.67%	100.00%	0.00%	-33.33%
images.google.co.uk					
February 1, 2009 - February 28, 2009	3	1.33	00:00:03	100.00%	66.67%
January 1, 2009 - January 31, 2009	0	0.00	00:00:00	0.00%	0.00%
% Change	100.00%	100.00%	100.00%	100.00%	100.00%
mailcenter3.comcast.net					
February 1, 2009 - February 28, 2009	3	9.67	00:13:48	0.00%	0.00%
January 1, 2009 - January 31, 2009	1	1.00	00:00:00	100.00%	100.00%
% Change	200.00%	866.67%	100.00%	-100.00%	-100.00%
us.mc822.mail.yahoo.com					
February 1, 2009 - February 28, 2009	3	3.67	00:04:43	66.67%	0.00%
January 1, 2009 - January 31, 2009	1	3.00	00:01:06	100.00%	0.00%
% Change	200.00%	22.22%	328.28%	-33.33%	0.00%
us.mg2.mail.yahoo.com					
February 1, 2009 - February 28, 2009	3	3.33	00:05:28	33.33%	0.00%
January 1, 2009 - January 31, 2009	3	8.00	00:04:26	66.67%	66.67%
% Change	0.00%	-58.33%	23.31%	-50.00%	-100.00%
verden.abcsok.no					
February 1, 2009 - February 28, 2009	3	1.33	00:00:08	100.00%	66.67%
January 1, 2009 - January 31, 2009	1	1.00	00:00:00	100.00%	100.00%
% Change	200.00%	33.33%	100.00%	0.00%	-33.33%
no.mc535.mail.yahoo.com					
February 1, 2009 - February 28, 2009	2	1.00	00:00:00	100.00%	100.00%
January 1, 2009 - January 31, 2009	1	3.00	00:01:29	100.00%	0.00%
% Change	100.00%	-66.67%	-100.00%	0.00%	100.00%
webmail.att.net					
February 1, 2009 - February 28, 2009	2	6.00	00:07:52	50.00%	0.00%
January 1, 2009 - January 31, 2009	16	4.38	00:04:36	18.75%	25.00%
% Change	-87.50%	37.14%	70.76%	166.67%	-100.00%
4q.ipperceptions.com					
February 1, 2009 - February 28, 2009	1	1.00	00:00:00	100.00%	100.00%

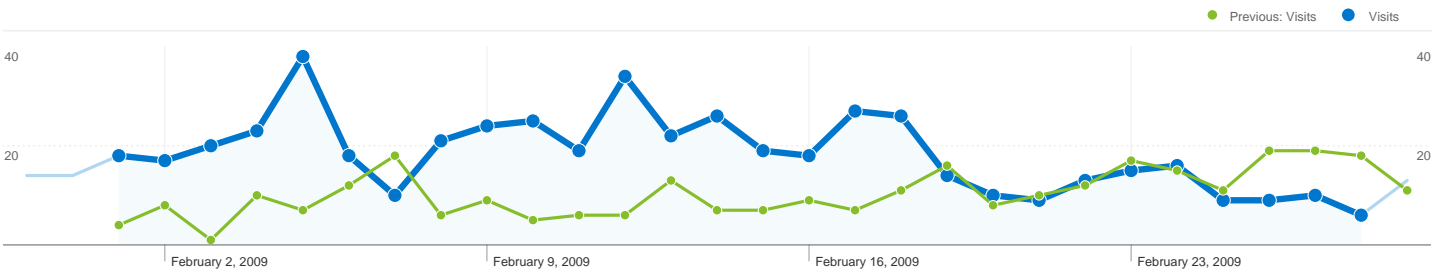
January 1, 2009 - January 31, 2009	0	0.00	00:00:00	0.00%	0.00%
% Change	100.00%	100.00%	0.00%	100.00%	100.00%
74.125.95.132					
February 1, 2009 - February 28, 2009	1	1.00	00:00:00	100.00%	100.00%
January 1, 2009 - January 31, 2009	0	0.00	00:00:00	0.00%	0.00%
% Change	100.00%	100.00%	0.00%	100.00%	100.00%
bl147w.blu147.mail.live.com					
February 1, 2009 - February 28, 2009	1	3.00	00:00:14	0.00%	0.00%
January 1, 2009 - January 31, 2009	19	3.47	00:02:36	0.00%	31.58%
% Change	-94.74%	-13.64%	-91.02%	0.00%	-100.00%
cyndislist.com					
February 1, 2009 - February 28, 2009	1	1.00	00:00:00	100.00%	100.00%
January 1, 2009 - January 31, 2009	2	2.50	00:01:40	100.00%	50.00%
% Change	-50.00%	-60.00%	-100.00%	0.00%	100.00%
djwinsness.com					
February 1, 2009 - February 28, 2009	1	3.00	00:00:20	100.00%	0.00%
January 1, 2009 - January 31, 2009	4	4.50	00:06:57	0.00%	0.00%
% Change	-75.00%	-33.33%	-95.20%	100.00%	0.00%
dogood.boston.com					
February 1, 2009 - February 28, 2009	1	11.00	00:10:43	0.00%	0.00%
January 1, 2009 - January 31, 2009	0	0.00	00:00:00	0.00%	0.00%
% Change	100.00%	100.00%	100.00%	0.00%	0.00%
dogood.sfgate.com					
February 1, 2009 - February 28, 2009	1	16.00	00:10:00	100.00%	0.00%
January 1, 2009 - January 31, 2009	0	0.00	00:00:00	0.00%	0.00%
% Change	100.00%	100.00%	100.00%	100.00%	0.00%
facebook.com					
February 1, 2009 - February 28, 2009	1	2.00	00:00:29	100.00%	0.00%
January 1, 2009 - January 31, 2009	0	0.00	00:00:00	0.00%	0.00%
% Change	100.00%	100.00%	100.00%	100.00%	0.00%
images.google.ca					
February 1, 2009 - February 28, 2009	1	1.00	00:00:00	100.00%	100.00%
January 1, 2009 - January 31, 2009	0	0.00	00:00:00	0.00%	0.00%
% Change	100.00%	100.00%	0.00%	100.00%	100.00%
images.google.ch					
February 1, 2009 - February 28, 2009	1	3.00	00:01:01	100.00%	0.00%

January 1, 2009 - January 31, 2009	0	0.00	00:00:00	0.00%	0.00%
% Change	100.00%	100.00%	100.00%	100.00%	0.00%
images.google.hr					
February 1, 2009 - February 28, 2009	1	1.00	00:00:00	100.00%	100.00%
January 1, 2009 - January 31, 2009	0	0.00	00:00:00	0.00%	0.00%
% Change	100.00%	100.00%	0.00%	100.00%	100.00%
					1 - 25 of 70

Search Engines

Feb 1, 2009 - Feb 28, 2009

Comparing to: Jan 1, 2009 - Jan 31, 2009



Search sent 516 total visits via 10 sources

Site Usage

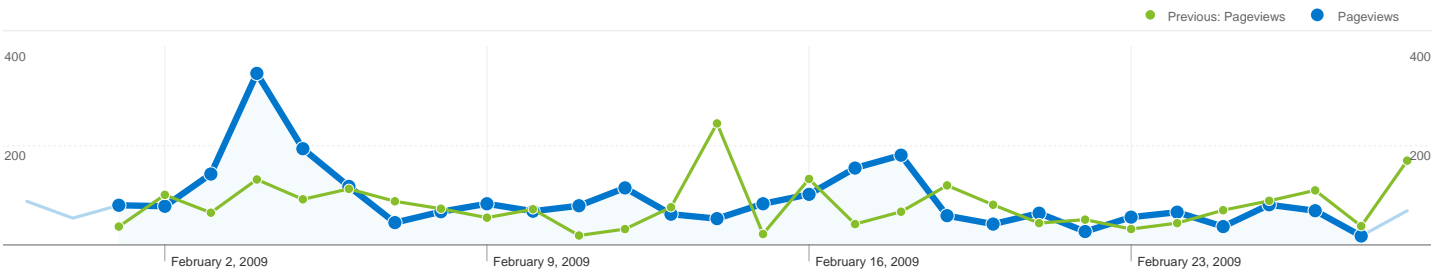
Source	Visits	Pages/Visit	Avg. Time on Site	% New Visits	Bounce Rate
google					
February 1, 2009 - February 28, 2009	481	3.25	00:01:58	83.78%	55.51%
January 1, 2009 - January 31, 2009	307	4.30	00:04:09	60.91%	49.51%
% Change	56.68%	-24.53%	-52.47%	37.55%	12.11%
aol					
February 1, 2009 - February 28, 2009	12	2.17	00:01:27	91.67%	50.00%
January 1, 2009 - January 31, 2009	4	1.50	00:01:16	100.00%	75.00%
% Change	200.00%	44.44%	15.56%	-8.33%	-33.33%
msn					
February 1, 2009 - February 28, 2009	6	5.33	00:02:55	100.00%	33.33%
January 1, 2009 - January 31, 2009	1	1.00	00:00:00	100.00%	100.00%
% Change	500.00%	433.33%	100.00%	0.00%	-66.67%
live					
February 1, 2009 - February 28, 2009	5	3.00	00:04:34	80.00%	40.00%
January 1, 2009 - January 31, 2009	2	1.00	00:00:00	100.00%	100.00%
% Change	150.00%	200.00%	100.00%	-20.00%	-60.00%
yahoo					
February 1, 2009 - February 28, 2009	5	2.80	00:01:07	60.00%	60.00%
January 1, 2009 - January 31, 2009	10	9.40	00:08:05	20.00%	10.00%
% Change	-50.00%	-70.21%	-86.11%	200.00%	500.00%
search					
February 1, 2009 - February 28, 2009	4	2.75	00:00:38	100.00%	0.00%

January 1, 2009 - January 31, 2009	4	3.50	00:02:55	100.00%	25.00%
% Change	0.00%	-21.43%	-78.54%	0.00%	-100.00%
alice					
February 1, 2009 - February 28, 2009	1	1.00	00:00:00	100.00%	100.00%
January 1, 2009 - January 31, 2009	0	0.00	00:00:00	0.00%	0.00%
% Change	100.00%	100.00%	0.00%	100.00%	100.00%
ask					
February 1, 2009 - February 28, 2009	1	2.00	00:00:00	100.00%	100.00%
January 1, 2009 - January 31, 2009	0	0.00	00:00:00	0.00%	0.00%
% Change	100.00%	100.00%	0.00%	100.00%	100.00%
seznam					
February 1, 2009 - February 28, 2009	1	1.00	00:00:00	100.00%	100.00%
January 1, 2009 - January 31, 2009	0	0.00	00:00:00	0.00%	0.00%
% Change	100.00%	100.00%	0.00%	100.00%	100.00%
kvasir					
February 1, 2009 - February 28, 2009	0	0.00	00:00:00	0.00%	0.00%
January 1, 2009 - January 31, 2009	2	2.50	00:01:33	0.00%	0.00%
% Change	-100.00%	-100.00%	-100.00%	0.00%	0.00%
1 - 10 of 10					

Content Drilldown

Feb 1, 2009 - Feb 28, 2009

Comparing to: Jan 1, 2009 - Jan 31, 2009



62 pages were viewed a total of 2,571 times

Content Performance

Page	Pageviews	Unique Pageviews	Avg. Time on Page	Bounce Rate	% Exit	\$ Index
Pageviews 2,571 Previous: 2,455 (4.73%)						
Unique Pageviews 1,695 Previous: 1,645 (3.04%)						
Avg. Time on Page 00:00:57 Previous: 00:01:13 (-22.07%)						
Bounce Rate 53.83% Previous: 44.22% (21.72%)						
% Exit 30.49% Previous: 24.32% (25.40%)						
\$ Index \$0.00 Previous: \$0.00 (0.00%)						
/About/						
February 1, 2009 - February 28, 2009	358	212	00:00:41	43.48%	13.41%	\$0.00
January 1, 2009 - January 31, 2009	403	251	00:01:20	25.64%	16.13%	\$0.00
% Change	-11.17%	-15.54%	-48.22%	69.57%	-16.87%	0.00%
/Culture/						
February 1, 2009 - February 28, 2009	328	213	00:01:04	59.22%	33.23%	\$0.00
January 1, 2009 - January 31, 2009	94	60	00:01:00	65.38%	26.60%	\$0.00
% Change	248.94%	255.00%	6.20%	-9.42%	24.95%	0.00%
/Traditions/						
February 1, 2009 - February 28, 2009	322	204	00:00:54	48.67%	33.85%	\$0.00
January 1, 2009 - January 31, 2009	51	36	00:00:28	68.18%	47.06%	\$0.00
% Change	531.37%	466.67%	91.44%	-28.61%	-28.07%	0.00%
/Events/						
February 1, 2009 - February 28, 2009	250	181	00:01:29	70.11%	38.80%	\$0.00
January 1, 2009 - January 31, 2009	349	205	00:01:11	51.67%	22.35%	\$0.00
% Change	-28.37%	-11.71%	25.61%	35.71%	73.61%	0.00%
/index.html						
February 1, 2009 - February 28, 2009	244	160	00:01:09	25.56%	27.05%	\$0.00
January 1, 2009 - January 31, 2009	379	252	00:01:24	25.33%	27.97%	\$0.00
% Change	-35.62%	-36.51%	-17.06%	0.93%	-3.29%	0.00%
/Newsstand/						
February 1, 2009 - February 28, 2009	201	129	00:00:46	53.85%	42.29%	\$0.00

January 1, 2009 - January 31, 2009	138	98	00:01:32	50.00%	28.26%	\$0.00
% Change	45.65%	31.63%	-49.92%	7.69%	49.64%	0.00%
/Merchandise/						
February 1, 2009 - February 28, 2009	130	82	00:00:38	48.48%	23.85%	\$0.00
January 1, 2009 - January 31, 2009	81	51	00:01:28	53.85%	20.99%	\$0.00
% Change	60.49%	60.78%	-56.62%	-9.96%	13.62%	0.00%
/Genealogy/						
February 1, 2009 - February 28, 2009	118	86	00:00:58	64.29%	27.97%	\$0.00
January 1, 2009 - January 31, 2009	218	144	00:00:56	62.50%	22.02%	\$0.00
% Change	-45.87%	-40.28%	2.88%	2.86%	27.01%	0.00%
/Recipes/						
February 1, 2009 - February 28, 2009	88	55	00:01:04	61.54%	19.32%	\$0.00
January 1, 2009 - January 31, 2009	79	61	00:01:03	75.00%	27.85%	\$0.00
% Change	11.39%	-9.84%	2.07%	-17.95%	-30.63%	0.00%
/Books/						
February 1, 2009 - February 28, 2009	82	58	00:00:32	63.41%	51.22%	\$0.00
January 1, 2009 - January 31, 2009	68	48	00:00:41	83.33%	32.35%	\$0.00
% Change	20.59%	20.83%	-22.89%	-23.90%	58.31%	0.00%
/Calendar/						
February 1, 2009 - February 28, 2009	60	35	00:01:02	71.43%	21.67%	\$0.00
January 1, 2009 - January 31, 2009	49	36	00:03:29	50.00%	28.57%	\$0.00
% Change	22.45%	-2.78%	-70.41%	42.86%	-24.17%	0.00%
/History/						
February 1, 2009 - February 28, 2009	60	43	00:00:35	78.95%	33.33%	\$0.00
January 1, 2009 - January 31, 2009	53	42	00:00:42	85.71%	35.85%	\$0.00
% Change	13.21%	2.38%	-16.19%	-7.89%	-7.02%	0.00%
/Links/						
February 1, 2009 - February 28, 2009	58	41	00:01:50	60.71%	51.72%	\$0.00
January 1, 2009 - January 31, 2009	67	41	00:00:35	59.09%	32.84%	\$0.00
% Change	-13.43%	0.00%	218.12%	2.75%	57.52%	0.00%
/Community/						
February 1, 2009 - February 28, 2009	40	31	00:01:24	66.67%	42.50%	\$0.00
January 1, 2009 - January 31, 2009	10	9	00:00:27	80.00%	50.00%	\$0.00
% Change	300.00%	244.44%	214.41%	-16.67%	-15.00%	0.00%
/ChildrensCorner/						
February 1, 2009 - February 28, 2009	39	23	00:00:58	66.67%	20.51%	\$0.00

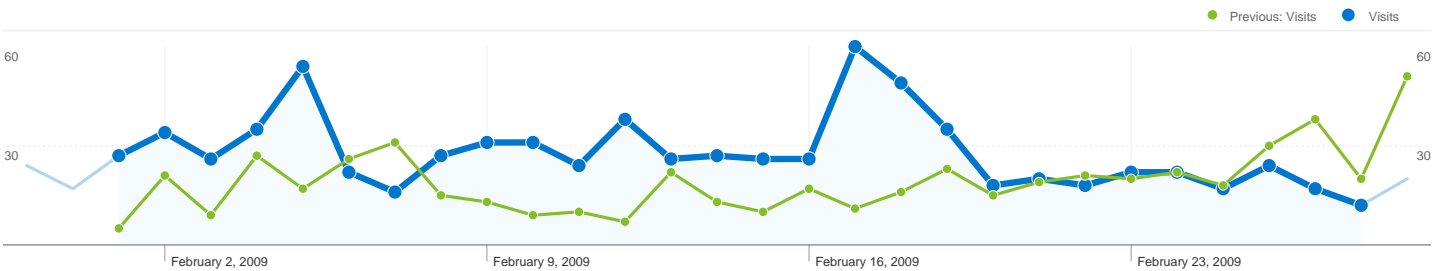
January 1, 2009 - January 31, 2009	36	24	00:00:45	33.33%	27.78%	\$0.00
% Change	8.33%	-4.17%	29.37%	100.00%	-26.15%	0.00%
/Fitness/						
February 1, 2009 - February 28, 2009	37	28	00:00:41	100.00%	48.65%	\$0.00
January 1, 2009 - January 31, 2009	40	35	00:00:25	54.55%	27.50%	\$0.00
% Change	-7.50%	-20.00%	62.55%	83.33%	76.90%	0.00%
/Newsletters/						
February 1, 2009 - February 28, 2009	37	17	00:01:02	0.00%	13.51%	\$0.00
January 1, 2009 - January 31, 2009	23	16	00:01:16	0.00%	21.74%	\$0.00
% Change	60.87%	6.25%	-18.19%	0.00%	-37.84%	0.00%
/MemberNews/						
February 1, 2009 - February 28, 2009	31	25	00:00:10	100.00%	22.58%	\$0.00
January 1, 2009 - January 31, 2009	66	49	00:00:40	36.36%	27.27%	\$0.00
% Change	-53.03%	-48.98%	-73.99%	175.00%	-17.20%	0.00%
/MemberPages/						
February 1, 2009 - February 28, 2009	27	21	00:00:22	100.00%	14.81%	\$0.00
January 1, 2009 - January 31, 2009	51	40	00:00:41	0.00%	11.76%	\$0.00
% Change	-47.06%	-47.50%	-47.16%	100.00%	25.93%	0.00%
/Finances/						
February 1, 2009 - February 28, 2009	14	14	00:00:23	0.00%	14.29%	\$0.00
January 1, 2009 - January 31, 2009	22	20	00:00:20	100.00%	18.18%	\$0.00
% Change	-36.36%	-30.00%	12.91%	-100.00%	-21.43%	0.00%
/FamousNorwegians/						
February 1, 2009 - February 28, 2009	10	8	00:00:16	0.00%	10.00%	\$0.00
January 1, 2009 - January 31, 2009	0	0	00:00:00	0.00%	0.00%	\$0.00
% Change	100.00%	100.00%	100.00%	0.00%	100.00%	0.00%
/Awards/						
February 1, 2009 - February 28, 2009	9	6	00:05:31	0.00%	44.44%	\$0.00
January 1, 2009 - January 31, 2009	8	6	00:01:39	100.00%	25.00%	\$0.00
% Change	12.50%	0.00%	234.34%	-100.00%	77.78%	0.00%
/GoingGreen/						
February 1, 2009 - February 28, 2009	5	4	00:01:16	100.00%	20.00%	\$0.00
January 1, 2009 - January 31, 2009	19	16	00:00:33	66.67%	21.05%	\$0.00
% Change	-73.68%	-75.00%	129.21%	50.00%	-5.00%	0.00%
/WhatsNew/						
February 1, 2009 - February 28, 2009	3	2	00:00:08	0.00%	66.67%	\$0.00

January 1, 2009 - January 31, 2009	23	15	00:00:20	0.00%	21.74%	\$0.00
% Change	-86.96%	-86.67%	-59.21%	0.00%	206.67%	0.00%
/search?q=cache:3XsAgJcWygMJ:www.vennekretsen.com/Culture/Bunad.html+norwegian+costume+for+sale&hl=en&ct=clnk&cd=4&gl=us&client=firefox-a						
February 1, 2009 - February 28, 2009	2	1	00:00:15	0.00%	50.00%	\$0.00
January 1, 2009 - January 31, 2009	0	0	00:00:00	0.00%	0.00%	\$0.00
% Change	100.00%	100.00%	100.00%	0.00%	100.00%	0.00%
1 - 25 of 62						

Network Location

Feb 1, 2009 - Feb 28, 2009

Comparing to: Jan 1, 2009 - Jan 31, 2009



784 visits came from 439 network locations

Site Usage

Visits	Pages/Visit	Avg. Time on Site	% New Visits	Bounce Rate	
784 Previous: 597 (31.32%)	3.28 Previous: 4.11 (-20.25%)	00:02:09 Previous: 00:03:46 (-42.92%)	81.51% Previous: 59.97% (35.92%)	53.83% Previous: 44.22% (21.72%)	
Network Location	Visits	Pages/Visit	Avg. Time on Site	% New Visits	Bounce Rate
comcast cable communications inc.					
February 1, 2009 - February 28, 2009	59	2.41	00:01:10	88.14%	55.93%
January 1, 2009 - January 31, 2009	44	3.55	00:02:27	63.64%	36.36%
% Change	34.09%	-32.12%	-52.55%	38.50%	53.81%
cellco partnership dba verizon wireless					
February 1, 2009 - February 28, 2009	47	11.36	00:08:26	4.26%	19.15%
January 1, 2009 - January 31, 2009	123	6.98	00:09:57	2.44%	20.33%
% Change	-61.79%	62.69%	-15.29%	74.47%	-5.79%
bellsouth.net inc.					
February 1, 2009 - February 28, 2009	44	5.20	00:03:55	68.18%	20.45%
January 1, 2009 - January 31, 2009	51	4.29	00:02:34	62.75%	37.25%
% Change	-13.73%	21.20%	53.08%	8.66%	-45.10%
road runner holdco llc					
February 1, 2009 - February 28, 2009	31	3.00	00:02:56	90.32%	64.52%
January 1, 2009 - January 31, 2009	16	3.75	00:04:13	81.25%	18.75%
% Change	93.75%	-20.00%	-30.44%	11.17%	244.09%
verizon internet services inc.					
February 1, 2009 - February 28, 2009	30	4.00	00:02:08	80.00%	50.00%
January 1, 2009 - January 31, 2009	13	2.85	00:00:43	100.00%	61.54%
% Change	130.77%	40.54%	197.08%	-20.00%	-18.75%
comcast cable communications holdings inc					
February 1, 2009 - February 28, 2009	25	3.64	00:03:36	80.00%	56.00%

January 1, 2009 - January 31, 2009	20	2.70	00:00:57	85.00%	60.00%
% Change	25.00%	34.81%	275.63%	-5.88%	-6.67%
qwest communications corporation					
February 1, 2009 - February 28, 2009	17	2.00	00:00:26	100.00%	64.71%
January 1, 2009 - January 31, 2009	4	2.75	00:00:34	100.00%	50.00%
% Change	325.00%	-27.27%	-23.49%	0.00%	29.41%
performance systems international inc.					
February 1, 2009 - February 28, 2009	15	1.87	00:00:58	53.33%	73.33%
January 1, 2009 - January 31, 2009	21	3.24	00:02:21	9.52%	38.10%
% Change	-28.57%	-42.35%	-58.87%	460.00%	92.50%
telenor business solutions as					
February 1, 2009 - February 28, 2009	15	4.27	00:02:22	80.00%	53.33%
January 1, 2009 - January 31, 2009	2	14.50	00:04:05	100.00%	50.00%
% Change	650.00%	-70.57%	-41.88%	-20.00%	6.67%
america online inc					
February 1, 2009 - February 28, 2009	12	1.58	00:00:25	91.67%	75.00%
January 1, 2009 - January 31, 2009	4	1.50	00:00:17	100.00%	50.00%
% Change	200.00%	5.56%	50.25%	-8.33%	50.00%
charter communications					
February 1, 2009 - February 28, 2009	11	1.73	00:00:11	81.82%	54.55%
January 1, 2009 - January 31, 2009	27	3.78	00:02:44	44.44%	40.74%
% Change	-59.26%	-54.28%	-93.58%	84.09%	33.88%
embarq corporation					
February 1, 2009 - February 28, 2009	11	4.18	00:01:25	72.73%	63.64%
January 1, 2009 - January 31, 2009	1	54.00	00:17:28	100.00%	0.00%
% Change	1,000.00%	-92.26%	-91.85%	-27.27%	100.00%
ip pools					
February 1, 2009 - February 28, 2009	11	3.09	00:00:43	100.00%	36.36%
January 1, 2009 - January 31, 2009	2	1.00	00:00:00	100.00%	100.00%
% Change	450.00%	209.09%	100.00%	0.00%	-63.64%
optimum online (cablevision systems)					
February 1, 2009 - February 28, 2009	10	1.50	00:01:58	90.00%	70.00%
January 1, 2009 - January 31, 2009	4	1.25	00:00:02	100.00%	75.00%
% Change	150.00%	20.00%	5,162.22%	-10.00%	-6.67%
at&t internet services					
February 1, 2009 - February 28, 2009	9	1.22	00:01:38	88.89%	77.78%

January 1, 2009 - January 31, 2009	3	2.00	00:00:08	100.00%	66.67%
% Change	200.00%	-38.89%	1,173.91%	-11.11%	16.67%
earthlink inc.					
February 1, 2009 - February 28, 2009	8	1.50	00:00:12	87.50%	75.00%
January 1, 2009 - January 31, 2009	4	2.75	00:01:16	75.00%	50.00%
% Change	100.00%	-45.45%	-84.32%	16.67%	50.00%
cox communications					
February 1, 2009 - February 28, 2009	7	2.00	00:01:26	100.00%	57.14%
January 1, 2009 - January 31, 2009	2	1.50	00:01:14	100.00%	50.00%
% Change	250.00%	33.33%	17.40%	0.00%	14.29%
university of texas - pan american					
February 1, 2009 - February 28, 2009	7	1.29	00:00:01	100.00%	71.43%
January 1, 2009 - January 31, 2009	0	0.00	00:00:00	0.00%	0.00%
% Change	100.00%	100.00%	100.00%	100.00%	100.00%
xdsl access and service provider in norway					
February 1, 2009 - February 28, 2009	7	2.71	00:00:45	100.00%	28.57%
January 1, 2009 - January 31, 2009	2	2.50	00:00:58	100.00%	0.00%
% Change	250.00%	8.57%	-22.24%	0.00%	100.00%
xo communications					
February 1, 2009 - February 28, 2009	7	4.57	00:01:32	100.00%	42.86%
January 1, 2009 - January 31, 2009	1	14.00	00:06:46	100.00%	0.00%
% Change	600.00%	-67.35%	-77.27%	0.00%	100.00%
america online inc.					
February 1, 2009 - February 28, 2009	6	1.17	00:00:20	66.67%	83.33%
January 1, 2009 - January 31, 2009	3	1.67	00:02:09	100.00%	66.67%
% Change	100.00%	-30.00%	-84.88%	-33.33%	25.00%
shaw communications inc.					
February 1, 2009 - February 28, 2009	6	7.50	00:02:05	83.33%	33.33%
January 1, 2009 - January 31, 2009	4	3.75	00:00:44	100.00%	50.00%
% Change	50.00%	100.00%	181.36%	-16.67%	-33.33%
accenture					
February 1, 2009 - February 28, 2009	5	2.20	00:01:55	0.00%	40.00%
January 1, 2009 - January 31, 2009	15	2.60	00:05:21	0.00%	26.67%
% Change	-66.67%	-15.38%	-64.02%	0.00%	50.00%
comcast cable communications					
February 1, 2009 - February 28, 2009	5	3.60	00:02:05	80.00%	20.00%

January 1, 2009 - January 31, 2009	3	3.00	00:01:09	100.00%	66.67%
% Change	66.67%	20.00%	80.87%	-20.00%	-70.00%
comcast cable communications inc					
February 1, 2009 - February 28, 2009	5	3.00	00:00:56	80.00%	20.00%
January 1, 2009 - January 31, 2009	0	0.00	00:00:00	0.00%	0.00%
% Change	100.00%	100.00%	100.00%	100.00%	100.00%
					1 - 25 of 439